

STATEMENT OF APPROPRIATIONS,ALLOTMENTS,OBLIGATIONS,DISBURSEMENTS AND BALANCES
As of the Quarter Ending MARCH 31,2014

ANNEX A

ANNEX A

Department : STATE UNIVERSITIES and COLLEGES
Agency/Operating Unit: COTABATO CITY STATE POLYTECHNIC COLLEGE
Region/Province: XII
Fund : GENERAL

Particulars	Appropriations			Allotments			Current Year Obligations					Current Year Disbursements					Balances			Particulars			
	Authorized Appropriation	Adjustment	Adjusted Appropriations	Allotments Received	Transfer to	Transfer from	Adjusted Total Allotments	1st Quarter ending 31-Mar	2nd Quarter ending 30-Jun	3rd Quarter ending 30-Sep	4th Quarter ending 31-Dec	TOTAL	1st Quarter ending 31-Mar	2nd Quarter ending 30-Jun	3rd Quarter ending 30-Sep	4th Quarter ending 31-Dec	TOTAL	Unreleased Appropriation	Unobligated Allotment		Unpaid Obligation		
I.CURRENT YEAR BUDGET/APPROPRIATIONS																						I.CURRENT YEAR BUDGET/APPROPRIATIONS	
A.AGENCY SPECIFIC BUDGET																						A.AGENCY SPECIFIC BUDGET	
PERSONNEL SERVICES	65,016,000.00		65,016,000.00	65,016,000.00			65,016,000.00	15,700,228.02	17,146,000.00			32,846,228.02	14,639,565.51	16,288,700.00			30,928,265.51				32,169,771.98	1,917,962.51	
MAINTENANCE and OTHER OPRTNG EXPENSES	7,193,000.00		7,193,000.00	7,193,000.00			7,193,000.00	947,901.63	1,797,000.00			2,744,901.63	903,807.02	1,787,150.00			2,690,957.02				4,448,098.37	53,944.61	
CAPITAL OUTLAYS	3,550,000.00		3,550,000.00	3,550,000.00			3,550,000.00	500,000.00	2,130,000.00			2,630,000.00	500,000.00	1,700,000.00			2,200,000.00				920,000.00	430,000.00	
B.SPECIAL PURPOSE FUNDS																						B.SPECIAL PURPOSE FUNDS	
Miscellaneous Personnel Benefit Fund												-										-	
Personnel Services												-										-	
Pension,Gratuity and Retirement Benefit Funds												-										-	
Personnel Services												-										-	
Priority Development Assistance Fund												-										-	
Maintenance & Other Oprtng Expenses												-										-	
C.AUTOMATIC APPROPRIATIONS																						C.AUTOMATIC APPROPRIATIONS	
Retirement and Life Insurance Premium	6,095,000.00		6,095,000.00	6,095,000.00			6,095,000.00	1,580,573.98	1,524,000.00			3,104,573.98	1,580,573.98	1,524,000.00			1,580,573.98				2,990,426.02	1,524,000.00	
Personnel Services												-										-	
TOTAL CURRENT YEAR BUDGET/APPROPRIATIONS	81,854,000.00		81,854,000.00	81,854,000.00			81,854,000.00	18,728,703.63	22,597,000.00			41,325,703.63	17,623,946.51	21,295,850.00			37,399,796.51				40,528,296.37	3,925,307.12	
II.PRIOR YEAR'S BUDGET/CONTINUING APPROPRIATIONS																						II.PRIOR YEAR'S BUDGET/CONTINUING APPROPRIATIONS	
D.UNRELEASED APPROPRIATION																						D.UNRELEASED APPROPRIATION	
AGENCY SPECIFIC BUDGET																						AGENCY SPECIFIC BUDGET	
PERSONNEL SERVICES																							
MAINTENANCE and OTHER OPRTNG EXPENSES																							
CAPITAL OUTLAYS																							

STATEMENT OF APPROPRIATIONS,ALLOTMENTS,OBLIGATIONS,DISBURSEMENTS AND BALANCES
As of the Quarter Ending MARCH 31,2014

ANNEX A

ANNEX A

Department : STATE UNIVERSITIES and COLLEGES
Agency/Operating Unit : COTABATO CITY STATE POLYTECHNIC COLLEGE
Region/Province: XII
Fund : GENERAL

Particulars	Appropriations			Allotments				Current Year Obligations					Current Year Disbursements					Balances			Particulars		
	Authorized Appropriation	Adjustment	Adjusted Appropriations	Allotments Received	Transfer to	Transfer from	Adjusted Total Allotments	1st Quarter ending 31-Mar	2nd Quarter ending 30-Jun	3rd Quarter ending 30-Sep	4th Quarter ending 31-Dec	TOTAL	1st Quarter ending 31-Mar	2nd Quarter ending 30-Jun	3rd Quarter ending 30-Sep	4th Quarter ending 31-Dec	TOTAL	Unreleased Appropriation	Unobligated Allotment	Unpaid Obligation			
II.PRIOR YEAR'S BUDGET/CONTINUING APPROPRIATIONS																						II.PRIOR YEAR'S BUDGET/CONTINUING APPROPRIATIONS	
E.SPECIAL PURPOSE FUNDS																						E.SPECIAL PURPOSE FUNDS	
Miscellaneous Personnel Benefit Fund																						Miscellaneous Personnel Benefit Fund	
Personnel Services																						Personnel Services	
Pension,Gratuity and Retirement Benefit Funds																						Pension,Gratuity and Retirement Benefit Funds	
Personnel Services																						Personnel Services	
Priority Development Assistance Fund																						Priority Development Assistance Fund	
Maintenance & Other Oprtng Expenses																						Maintenance & Other Oprtng Expenses	
F.UNOBLIGATED ALLOTMENT																						F.UNOBLIGATED ALLOTMENT	
Personnel Services(Under CFAG)																						Personnel Services(Under CFAG)	
Maintenance & Other Oprtng Expenses																						Maintenance & Other Oprtng Expenses	
CAPITAL OUTLAYS																						CAPITAL OUTLAYS	
TOTAL PRIOR YEAR'S BUDGET/CONTINUING APPROPRIATIONS																						TOTAL PRIOR YEAR'S BUDGET/CONTINUING APPROPRIATIONS	
GRAND TOTAL	81,854,000.00	-	81,854,000.00	81,854,000.00	-	-	81,854,000.00	18,728,703.63	22,597,000.00	-	-	41,325,703.63			17,623,946.51	21,299,850.00	-	-	37,399,796.51	-	40,528,296.37	3,925,307.12	GRAND TOTAL
CERTIFIED CORRECT :											CERTIFIED CORRECT :												
<p>PASTOR T TAGURA, MBA Head-financial Management Services Date :</p> <p style="text-align: center;">APPROVED BY: _____ D. S. Bantala DAMMANG S BANTALA, Ph.D. COLLEGE PRESIDENT Date</p>																							

STATEMENT OF APPROPRIATIONS, ALLOTMENTS, OBLIGATIONS, DISBURSEMENTS AND BALANCES
As of the Quarter Ending JUNE 30, 2014

ANNEX A
PAGE 2 of 2

Department : STATE UNIVERSITIES and COLLEGES
Agency/Operating Unit : COTABATO CITY STATE POLYTECHNIC COLLEGE
Region/Province : XII
Fund : GENERAL

SAAODB
ANNEX A
PAGE 2 of 2

Quarter ending 30 June 2013

Department : STATE UNIVERSITIES and COLLEGES
Agency/Operating Unit : COTABATO CITY STATE POLYTECHNIC COLLEGE
Region/Province : XII
Fund : GENERAL

Particulars	Appropriations			Allotments			Current Year Obligations					Current Year Disbursements					Balances			Particulars			
	Authorized Appropriation	Adjustment	Adjusted Appropriations	Allotments Received	Transfer to	Transfer from	Adjusted Total Allotments	1st Quarter ending 31-Mar	2nd Quarter ending 30-Jun	3rd Quarter ending 30-Sep	4th Quarter ending 31-Dec	TOTAL	1st Quarter ending 31-Mar	2nd Quarter ending 30-Jun	3rd Quarter ending 30-Sep	4th Quarter ending 31-Dec	TOTAL	Unreleased Appropriation	Unobligated Allotment		Unpaid Obligation		
II.PRIOR YEAR'S BUDGET/CONTINUING APPROPRIATIONS																						II.PRIOR YEAR'S BUDGET/CONTINUING APPROPRIATIONS	
E.SPECIAL PURPOSE FUNDS																							E.SPECIAL PURPOSE FUNDS
Miscellaneous Personnel Benefit Fund																							Miscellaneous Personnel Benefit Fund
Personnel Services																							Personnel Services
Pension, Gratuity and Retirement Benefit Funds																							Pension, Gratuity and Retirement Benefit Funds
Personnel Services																							Personnel Services
Priority Development Assistance Fund																							Priority Development Assistance Fund
Maintenance & Other Oprtng Expenses																							Maintenance & Other Oprtng Expenses
F.UNOBLIGATED ALLOTMENT																							F.UNOBLIGATED ALLOTMENT
Personnel Services(Under CFAG)																							Personnel Services(Under CFAG)
Maintenance & Other Oprtng Expenses																							Maintenance & Other Oprtng Expenses
CAPITAL OUTLAYS																							CAPITAL OUTLAYS
TOTAL PRIOR YEAR'S BUDGET/CONTINUING APPROPRIATIONS																							TOTAL PRIOR YEAR'S BUDGET/CONTINUING APPROPRIATIONS
GRAND TOTAL	81,854,000.00	-	81,854,000.00	81,854,000.00	-	-	81,854,000.00	18,728,703.63	23,786,360.40	-	-	42,515,064.03	-	-	17,623,948.51	21,934,376.80	-	-	39,558,325.31	-	39,338,935.97	2,956,738.72	GRAND TOTAL
CERTIFIED CORRECT:												CERTIFIED CORRECT:											
PASTOR T TAGURA, MBA Head of Financial Management Services Date:												APPROVED BY: <i>D. S. Bantala</i> DAMMANG S BANTALA, Ph.D. COLLEGE PRESIDENT Date:											



STATEMENT OF APPROPRIATIONS, ALLOTMENTS, OBLIGATIONS, DISBURSEMENTS AND BALANCES
As of the Quarter Ending SEPTEMBER 30, 2014

ANNEX A
PAGE 1 of 2

Department : STATE UNIVERSITIES and COLLEGES
Agency/Operating Unit: COTABATO CITY STATE POLYTECHNIC COLLEGE
Region/Province: XII
Fund : GENERAL

SAAODB
ANNEX A
PAGE 1 of 2

Quarter ending 30 September 2013

Particulars	Appropriations			Allotments			Current Year Obligations					Current Year Disbursements					Balances			Particulars		
	Authorized Appropriation	Adjustment	Adjusted Appropriations	Allotments Received	Transfer to	Transfer from	Adjusted Total Allotments	1st Quarter ending 31-Mar	2nd Quarter ending 30-Jun	3rd Quarter ending 30-Sep	4th Quarter ending 31-Dec	TOTAL	1st Quarter ending 31-Mar	2nd Quarter ending 30-Jun	3rd Quarter ending 30-Sep	4th Quarter ending 31-Dec	TOTAL	Unreleased Appropriation	Unobligated Allotment		Unpaid Obligation	
I. CURRENT YEAR BUDGET/APPROPRIATIONS																						
A. AGENCY SPECIFIC BUDGET																						
PERSONNEL SERVICES	65,016,000.00		65,016,000.00	65,016,000.00			65,016,000.00	15,700,228.02	18,990,526.50			34,690,754.52	14,639,567.51	17,589,602.90			32,229,170.41	30,325,245.48		2,461,584.11		
MAINTENANCE and OTHER OPRPNG EXPENSES	7,193,000.00		7,193,000.00	7,193,000.00			7,193,000.00	947,901.63	1,085,253.90			2,033,155.53	903,807.02	1,085,253.90			1,989,060.92	5,159,844.47		44,094.61		
CAPITAL OUTLAYS	3,550,000.00		3,550,000.00	3,550,000.00			3,550,000.00	500,000.00	2,130,000.00			2,630,000.00	500,000.00	1,700,000.00			2,200,000.00	920,000.00		430,000.00		
B. SPECIAL PURPOSE FUNDS																						
Miscellaneous Personnel Benefit Fund												-										
Personnel Services												-										
Pension, Gratuity and Retirement Benefit Funds	205,247.00		205,247.00	205,247.00			205,247.00					-							205,247.00			
Personnel Services												-										
Priority Development Assistance Fund												-										
Maintenance & Other Oprng Expenses												-										
C. AUTOMATIC APPROPRIATIONS																						
Retirement and Life Insurance Premium												-										
Personnel Services	6,095,000.00		6,095,000.00	6,095,000.00			6,095,000.00	1,580,573.98	1,580,580.00			3,161,153.98	1,580,573.98	1,559,520.00			3,140,093.98	2,923,846.02		21,060.00		
TOTAL CURRENT YEAR BUDGET/APPROPRIATIONS	82,059,247.00		82,059,247.00	82,059,247.00			82,059,247.00	18,728,703.63	23,786,360.40			42,515,064.03	17,623,948.51	21,934,376.80			39,558,325.31	39,544,182.97		2,956,738.72		
II. PRIOR YEAR'S BUDGET/CONTINUING APPROPRIATIONS																						
D. UNRELEASED APPROPRIATION																						
AGENCY SPECIFIC BUDGET																						
PERSONNEL SERVICES																						
MAINTENANCE and OTHER OPRPNG EXPENSES																						
CAPITAL OUTLAYS																						
								MORE ON THE NEXT PAGE	MORE ON THE NEXT PAGE				MORE ON THE NEXT PAGE									
CERTIFIED CORRECT :				APPROVED BY:			CERTIFIED CORRECT :															
 PASTOR T TAGURA, MBA Head/Financial Management Services Date :				 DAMMANG S BANTALA, Ph.D. COLLEGE PRESIDENT Date _____																		

STATEMENT OF APPROPRIATIONS,ALLOTMENTS,OBLIGATIONS,DISBURSEMENTS AND BALANCES
As of the Quarter Ending SEPTEMBER 30,2014

Department : STATE UNIVERSITIES and COLLEGES
Agency/Operating Unit: COTABATO CITY STATE POLYTECHNIC COLLEGE
Region/Province: XII
Fund : GENERAL

ANNEX A
PAGE 2 of 2

Department : STATE UNIVERSITIES and COLLEGES
Agency/Operating Unit: COTABATO CITY STATE POLYTECHNIC COLLEGE
Region/Province: XII
Fund : GENERAL

SAAODB
ANNEX A
PAGE 2 of 2

Quarter ending 30 September 2013

Particulars	Appropriations			Allotments				Current Year Obligations					Current Year Disbursements					Balances			Particulars	
	Authorized Appropriation	Adjustment	Adjusted Appropriations	Allotments Received	Transfer to	Transfer from	Adjusted Total Allotments	1st Quarter ending 31-Mar	2nd Quarter ending 30-Jun	3rd Quarter ending 30-Sep	4th Quarter ending 31-Dec	TOTAL	1st Quarter ending 31-Mar	2nd Quarter ending 30-Jun	3rd Quarter ending 30-Sep	4th Quarter ending 31-Dec	TOTAL	Unreleased Appropriation	Unobligated Allotment	Unpaid Obligation		
II.PRIOR YEAR'S BUDGET/CONTINUING APPROPRIATIONS	82,059,247.00	-	82,059,247.00	82,059,247.00	-	-	82,059,247.00															II.PRIOR YEAR'S BUDGET/CONTINUING APPROPRIATIONS
E.SPECIAL PURPOSE FUNDS																						E.SPECIAL PURPOSE FUNDS
Miscellaneous Personnel Benefit Fund																						Miscellaneous Personnel Benefit Fund
Personnel Services																						Personnel Services
Pension,Gratuity and Retirement Benefit Funds																						Pension,Gratuity and Retirement Benefit Funds
Personnel Services																						Personnel Services
Priority Development Assistance Fund																						Priority Development Assistance Fund
Maintenance & Other Oprtng Expenses	250,000.00		250,000.00	250,000.00			250,000.00															Maintenance & Other Oprtng Expenses
F.UNOBLIGATED ALLOTMENT																						F.UNOBLIGATED ALLOTMENT
Personnel Services(Under CFAG)																						Personnel Services(Under CFAG)
Maintenance & Other Oprtng Expenses																						Maintenance & Other Oprtng Expenses
CAPITAL OUTLAYS																						CAPITAL OUTLAYS
TOTAL PRIOR YEAR'S BUDGET/CONTINUING APPROPRIATIONS	82,309,247.00	-	82,309,247.00	82,309,247.00	-	-	82,309,247.00	18,728,703.63	23,786,360.40	-	-	42,515,064.03	17,623,948.51	21,934,376.80	-	-	39,558,325.31	-	39,544,182.97	2,956,738.72	TOTAL PRIOR YEAR'S BUDGET/CONTINUING APPROPRIATIONS	
GRAND TOTAL	82,309,247.00	-	82,309,247.00	82,309,247.00	-	-	82,309,247.00	18,728,703.63	23,786,360.40	-	-	42,515,064.03	17,623,948.51	21,934,376.80	-	-	39,558,325.31	-	39,544,182.97	2,956,738.72	GRAND TOTAL	
CERTIFIED CORRECT :												CERTIFIED CORRECT :										
PASTOR T TAGURA, MBA Head of Financial Management Services Date :												APPROVED BY: <i>D. S. Bantala</i> DANIMANG S BANTALA, Ph.D. COLLEGE PRESIDENT Date										

STATEMENT OF APPROPRIATIONS,ALLOTMENTS,OBLIGATIONS,DISBURSEMENTS AND BALANCES
As of the Quarter Ending December 31,2014

ANNEX A
PAGE 2 of 2

Department : STATE UNIVERSITIES and COLLEGES
Agency/Operating Unit: COTABATO CITY STATE POLYTECHNIC COLLEGE
Region/Province: XII
Fund : GENERAL

SAAODB
ANNEX A
PAGE 2 of 2



Quarter ending 31 December 2013

Particulars	Appropriations			Allotments				Current Year Obligations					Current Year Disbursements					Balances			Particulars		
	Authorized Appropriation	Adjustment	Adjusted Appropriations	Allotments Received	Transfer to	Transfer from	Adjusted Total Allotments	1st Quarter ending 31-Mar	2nd Quarter ending 30-Jun	3rd Quarter ending 30-Sep	4th Quarter ending 31-Dec	TOTAL	1st Quarter ending 31-Mar	2nd Quarter ending 30-Jun	3rd Quarter ending 30-Sep	4th Quarter ending 31-Dec	TOTAL	Unreleased Appropriation	Unobligated Allotment	Unpaid Obligation			
TRA'S ISSUED																							
ILPRIOR YEAR'S BUDGET/CONTINUING APPROPRIATIONS																							
E.SPECIAL PURPOSE FUNDS																							
Miscellaneous Personnel Benefit Fund																							
Personnel Services																							
Pension,Gratuity and Retirement Benefit Funds																							
Personnel Services																							
Priority Development Assistance Fund																							
Maintenance & Other Oprtng Expenses																							
F.UNOBLIGATED ALLOTMENT																							
Personnel Services(Under CFAG)																							
Maintenance & Other Oprtng Expenses																							
CAPITAL OUTLAYS																							
TOTAL PRIOR YEAR'S BUDGET/CONTINUING APPROPRIATIONS																							
GRAND TOTAL	83,783,093.00	-	83,783,093.00	83,783,093.00	-	-	83,783,093.00	19,792,760.02	24,857,990.10	18,747,558.86	18,629,461.17	82,027,770.15			18,733,097.51	23,006,006.72	19,079,970.50	20,653,135.22	81,472,209.95	-	1,755,322.85	555,560.20	
CERTIFIED CORRECT :												CERTIFIED CORRECT :											
PASTOR T TAGURA, MBA Head, Financial Management Services Date :												APPROVED BY: <i>D. S. Bantala</i> DAMMANG S BANTALA, Ph.D. COLLEGE PRESIDENT Date _____											
MORE ON THE NEXT PAGE																							
TOTAL PRIOR YEAR'S BUDGET/CONTINUING APPROPRIATIONS												GRAND TOTAL											

LIST OF AGENCY BUDGET MATRIX/SPECIAL ALLOTMENT RELEASE ORDERS/SUB-ALLOTMENT RELEASE ORDERS
As of QUARTER ENDING MARCH 31,2014

Department : STATE UNIVERSITIES and COLLEGES
Agency/Operating Unit: COTABATO CITY STATE POLYTECHNIC COLLEGE
Region/Province: XII
Fund : GENERAL


ANNEX A.1.

No.	ABM/SARO/SUB-SARO No.	DATE of ABM SARO/SUB-SARO	FUND SOURCE REG/SPF/ETC	ALLOTMENTS				SUB-ALLOTMENT TO REGIONS/OPRTNG UNITS			TOTAL ALLOTMENTS
				PS	MOOE	CO	TOTAL	PS	MOOE	CO	
A.ALLOTMENTS RECEIVED FROM DBM											
1	ABM-2014		REGULAR	65,016,000.00	23,973,000.00	3,223,000.00	92,212,000.00				92,212,000.00
2	ABM-2014		RLIP	6,095,000.00			6,095,000.00				6,095,000.00
3											
4											
5											
6											
7											
8											
9											
10											
SUB-TOTAL				71,111,000.00	23,973,000.00	3,223,000.00	98,307,000.00	-	-	-	98,307,000.00
B. SUB-ALLOTMENTS RECEIVED FROM											
CENTRAL OFFICE/REGIONAL OFFICE											
1											
2											
3											
4											
5											
6											
7											
8											
9											
10											
SUB-TOTAL											
TOTAL ALLOTMENTS				71,111,000.00	23,973,000.00	3,223,000.00	98,307,000.00	-	-	-	98,307,000.00
CERTIFIED CORRECT :						APPROVED BY"					
 PASTOR T TAGURA, MBA Head of Financial Management Services Date :						 DAMMANG S BANTALA, Ph. D. COLLEGE PRESIDENT					

LIST OF AGENCY BUDGET MATRIX/SPECIAL ALLOTMENT RELEASE ORDERS/SUB-ALLOTMENT RELEASE ORDERS
As of QUARTER ENDING JUNE 30,2013

Department : STATE UNIVERSITIES and COLLEGES
Agency/Operating Unit: COTABATO CITY STATE POLYTECHNIC COLLEGE
Region/Province: XII
Fund : GENERAL

ANNEX A.1.

No.	ABM/SARO/SUB-SARO No.	DATE of ABM SARO/SUB-SARO	FUND SOURCE REG/SPF/ETC	ALLOTMENTS				SUB-ALLOTMENT TO REGIONS/OPRTNG UNITS			TOTAL ALLOTMENTS
				PS	MOOE	CO	TOTAL	PS	MOOE	CO	
A.ALLOTMENTS RECEIVED FROM DBM											
1	ABM-2013		REGULAR	65,016,000.00	7,193,000.00	3,550,000.00	75,759,000.00				75,759,000.00
2	ABM-2013		RLIP	6,095,000.00			6,095,000.00				6,095,000.00
3											
4											
5											
6											
7											
8											
9											
10											
SUB-TOTAL				71,111,000.00	7,193,000.00	3,550,000.00	81,854,000.00	-	-	-	81,854,000.00
B. SUB-ALLOTMENTS RECEIVED FROM											
CENTRAL OFFICE/REGIONAL OFFICE											
1											
2											
3											
4											
5											
6											
7											
8											
9											
10											
SUB-TOTAL											
TOTAL ALLOTMENTS				71,111,000.00	7,193,000.00	3,550,000.00	81,854,000.00	-	-	-	81,854,000.00
<p>CERTIFIED CORRECT :</p> <p> PASTOR T TAGURA, MBA Head-Financial Management Services</p> <p>Date :</p>											

LIST OF AGENCY BUDGET MATRIX/SPECIAL ALLOTMENT RELEASE ORDERS/SUB-ALLOTMENT RELEASE ORDERS

As of QUARTER ENDING SEPTEMBER 30,2013

Department : STATE UNIVERSITIES and COLLEGES

ANNEX A.1.

Agency/Operating Unit: COTABATO CITY STATE POLYTECHNIC COLLEGE

Region/Province: XII

Fund : GENERAL

No.	ABM/SARO/SUB-SARO No.	DATE of ABM SARO/SUB-SARO	FUND SOURCE REG/SPF/ETC	ALLOTMENTS				SUB-ALLOTMENT TO REGIONS/OPRTNG UNITS			TOTAL ALLOTMENTS
				PS	MOOE	CO	TOTAL	PS	MOOE	CO	
				A.ALLOTMENTS RECEIVED FROM DBM							
1	ABM-2013		REGULAR	65,016,000.00	7,193,000.00	3,550,000.00	75,759,000.00				75,759,000.00
2	ABM-2013		RLIP	6,095,000.00			6,095,000.00				6,095,000.00
3			MPBF	205,247.00			205,247.00				205,247.00
4											
5											
6											
9											
10											
SUB-TOTAL				71,316,247.00	7,193,000.00	3,550,000.00	82,059,247.00	-	-	-	82,059,247.00
B. SUB-ALLOTMENTS RECEIVED FROM											
CENTRAL OFFICE/REGIONAL OFFICE											
1											
2			PDAF		250,000.00		250,000.00				250,000.00
3											
10											
SUB-TOTAL											
TOTAL ALLOTMENTS				71,316,247.00	7,443,000.00	3,550,000.00	82,309,247.00	-	-	-	82,309,247.00

CERTIFIED CORRECT :

APPROVED BY"


PASTOR T TAGURA, MBA

Head - Financial Management Services

Date :


DAMMING S BANTALA, Ph. D.

COLLEGE PRESIDENT

LIST OF AGENCY BUDGET MATRIX/SPECIAL ALLOTMENT RELEASE ORDERS/SUB-ALLOTMENT RELEASE ORDERS

As of QUARTER ENDING DECEMBER 31,2013


Department : STATE UNIVERSITIES and COLLEGES

ANNEX A.1.

Agency/Operating Unit: COTABATO CITY STATE POLYTECHNIC COLLEGE

Region/Province: XII

Fund : GENERAL

No.	ABM/SARO/SUB-SARO No.	DATE of ABM SARO/SUB-SARO	FUND SOURCE REG/SPF/ETC	ALLOTMENTS				SUB-ALLOTMENT TO REGIONS/OPRTNG UNITS			TOTAL ALLOTMENTS
				PS	MOOE	CO	TOTAL	PS	MOOE	CO	
				A.ALLOTMENTS RECEIVED FROM DBM							
1	ABM ROXII-13-0000040		REGULAR	65,016,000.00	7,193,000.00	3,550,000.00	75,759,000.00				75,759,000.00
2	ABM ROXII-13-0000041		RLIP	6,095,000.00			6,095,000.00				6,095,000.00
3	ROXII-13-12360		PGF	205,247.00			205,247.00				205,247.00
4	ROXII-13-19421		PGF	213,846.00			213,846.00				213,846.00
5	ROXII-13-21615		MPBF-PEI	910,000.00			910,000.00				910,000.00
6											
9											
10											
SUB-TOTAL				72,440,093.00	7,193,000.00	3,550,000.00	83,183,093.00	-	-	-	83,183,093.00
B. SUB-ALLOTMENTS RECEIVED FROM											
CENTRAL OFFICE/REGIONAL OFFICE											
1			PDAF		350,000.00		350,000.00				350,000.00
2			PDAF		250,000.00		250,000.00				250,000.00
3											
10											
SUB-TOTAL											
TOTAL ALLOTMENTS				72,440,093.00	7,793,000.00	3,550,000.00	83,783,093.00	-	-	-	83,783,093.00
CERTIFIED CORRECT :						APPROVED BY"					
PASTOR T TAGURA, MBA Head-Financial Management Services Date :						 DAMMANG S BANTALA, Ph. D. COLLEGE PRESIDENT					

DETAILED STATEMENT OF CURRENT YEAR'S OBLIGATIONS, DISBURSEMENTS AND UNPAID OBLIGATIONS

As of QUARTER ENDING June 30, 2013

Department : STATE UNIVERSITIES and COLLEGES

Agency/Operating Unit: COTABATO CITY STATE POLYTECHNIC COLLEGE

Region/Province: XII

Fund : GENERAL

ANNEX B

1 of 9

1

PROGRAM/ACTIVITY/PROJECT AND ACCOUNT TITLE	ACCOUNT CODE	CURRENT OBLIGATIONS					DISBURSEMENTS					BALANCE (UNPAID) OBLIGATIONS	BREAKDOWN OF UNPAID OBLIGATIONS		
		1st	2nd	3rd	4th	TOTAL	1st	2nd	3rd	4th	TOTAL		ACCOUNTS PAYABLE	OBLIGATIONS NOT YET DUE and DEMANDABLE	
		Quarter ending 31-Mar	Quarter ending 30-Jun	Quarter ending 30-Sep	Quarter ending 31-Dec		Quarter ending 31-Mar	Quarter ending 30-Jun	Quarter ending 30-Sep	Quarter ending 31-Dec					
1. CURRENT YEAR BUDGET/APPROPRIATIONS															
A. AGENCY SPECIFIC BUDGET															
GENERAL ADMINISTRATION SERVICES															
General Administration and Support Services															
PERSONNEL SERVICES															
Salaries and Wages															
Salaries and Wags- Regular	701	2,115,300.00	2,115,300.00			4,230,600.00	1,934,738.39	1,850,934.27			3,785,672.66	444,927.34			
Salaries and Wags- Contractual	706					-	-				-	-			
Other Compensations															
Personnel Economic Relief Allowance	711	228,000.00	228,000.00			456,000.00	228,000.00	228,000.00			456,000.00	-			
Representation Allowance	713	100,500.00	100,500.00			201,000.00	100,500.00	100,500.00			201,000.00	-			
Transportation Allowance	714	100,500.00	100,500.00			201,000.00	100,500.00	100,500.00			201,000.00	-			
Clothing Uniform Allowance	715		190,000.00			190,000.00	-	190,000.00			190,000.00	-			
Subsistence,Laundry/Quarter Allowance	716	9,900.00	9,900.00			19,800.00	9,900.00	9,900.00			19,800.00	-			
Productivity Incentive Allowance	717	76,000.00				76,000.00	76,000.00				76,000.00	-			
Honoraria	720					-	-				-	-			
Cash Gift	724		95,000.00			95,000.00	-	95,000.00			95,000.00	-			
Year End Bonus	725		352,550.00			352,550.00	-	352,550.00			352,550.00	-			
		2,630,200.00	3,191,750.00			5,821,950.00	2,449,638.39	2,927,384.27			5,377,022.66	444,927.34			

DETAILED STATEMENT OF CURRENT YEAR'S OBLIGATIONS, DISBURSEMENTS AND UNPAID OBLIGATIONS
As of QUARTER ENDING June 30, 2013

ANNEX B
2 of 9

2.00

Department : STATE UNIVERSITIES and COLLEGES
Agency/Operating Unit: COTABATO CITY STATE POLYTECHNIC COLLEGE
Region/Province: XII
Fund : GENERAL

PROGRAM/ACTIVITY/PROJECT AND ACCOUNT TITLE	ACCOUNT CODE	CURRENT OBLIGATIONS					DISBURSEMENTS					BALANCE (UNPAID) OBLIGATIONS	BREAKDOWN OF UNPAID OBLIGATIONS	
		1st Quarter ending 31-Mar	2nd Quarter ending 30-Jun	3rd Quarter ending 30-Sep	4th Quarter ending 31-Dec	TOTAL	1st Quarter ending 31-Mar	2nd Quarter ending 30-Jun	3rd Quarter ending 30-Sep	4th Quarter ending 31-Dec	TOTAL		ACCOUNTS PAYABLE	OBLIGATIONS NOT YET DUE and DEMANDABLE
		1. CURRENT YEAR BUDGET/APPROPRIATIONS												
PERSONNEL SERVICES		2,630,200.00	3,191,750.00			5,821,950.00	2,449,638.39	2,927,384.27			5,377,022.66	444,927.34		
Personnel Benefit Contribution														
Life and Retirement Insurance Premiums	731	252,900.00	252,900.00			505,800.00	252,900.00	252,900.00			505,800.00	-		
Pag-IBIG Contributions	732	8,880.00	8,880.00			17,760.00	8,880.00	8,880.00			17,760.00	-		
Philhealth Contributions	733	35,120.00	35,120.00			70,240.00	35,120.00	35,120.00			70,240.00	-		
ECC Contributions	734	7,600.00	7,600.00			15,200.00	7,600.00	7,600.00			15,200.00	-		
Other Personnel Benefits														
Terminal Leave Benefits	742	-	-			-	-	-			-	-		
SUB - TOTAL PERSONNEL SERVICES- GASS		2,934,700.00	3,496,250.00			6,430,950.00	2,754,138.39	3,231,884.27			5,986,022.66	444,927.34		
1. CURRENT YEAR BUDGET/APPROPRIATIONS														
A. AGENCY SPECIFIC BUDGET														
HIGHER EDUCATION SERVICES														
Higher Education Services														
PERSONNEL SERVICES														
Salaries and Wages														
Salaries and Wags- Regular	701	11,536,300.00	11,536,300.00			23,072,600.00	10,656,201.10	10,404,767.13			21,060,968.23	2,011,631.77		
Salaries and Wags- Contractual	706	197,460.00	201,000.00			398,460.00	197,460.00	195,975.00			393,435.00	5,025.00		
Other Compensations														
Personnel Economic Relief Allowance	711	882,000.00	876,000.00			1,758,000.00	882,000.00	876,000.00			1,758,000.00	-		
Representation Allowance	713	-	-			-	-	-			-	-		
Transportation Allowance	714	-	-			-	-	-			-	-		
Clothing Uniform Allowance	715	-	735,000.00			735,000.00	-	735,000.00			735,000.00	-		
Subsistence, Laundry/Quarter Allowance	716	-	-			-	-	-			-	-		
Productivity Incentive Allowance	717	294,000.00	-			294,000.00	294,000.00	-			294,000.00	-		
Honoraria	720	-	-			-	-	-			-	-		
Cash Gift	724	-	367,500.00			367,500.00	-	367,500.00			367,500.00	-		
Year End Bonus	725	-	1,922,716.50			1,922,716.50	-	1,922,716.50			1,922,716.50	-		
		12,909,760.00	15,638,516.50			28,548,276.50	12,029,661.10	14,501,958.63			26,531,619.73	2,016,656.77		

DETAILED STATEMENT OF CURRENT YEAR'S OBLIGATIONS, DISBURSEMENTS AND UNPAID OBLIGATIONS
As of QUARTER ENDING June 30, 2013

Department : STATE UNIVERSITIES and COLLEGES
Agency/Operating Unit: COTABATO CITY STATE POLYTECHNIC COLLEGE
Region/Province: XII
Fund : GENERAL

ANNEX B
3 of 9

3.00

PROGRAM/ACTIVITY/PROJECT AND ACCOUNT TITLE	ACCOUNT CODE	CURRENT OBLIGATIONS					DISBURSEMENTS					BALANCE (UNPAID) OBLIGATIONS	BREAKDOWN OF UNPAID OBLIGATIONS		
		1st Quarter ending 31-Mar	2nd Quarter ending 30-Jun	3rd Quarter ending 30-Sep	4th Quarter ending 31-Dec	TOTAL	1st Quarter ending 31-Mar	2nd Quarter ending 30-Jun	3rd Quarter ending 30-Sep	4th Quarter ending 31-Dec	TOTAL		ACCOUNTS PAYABLE	OBLIGATIONS NOT YET DUE and DEMANDABLE	
1. CURRENT YEAR BUDGET/APPROPRIATIONS															
PERSONNEL SERVICES		12,909,760.00	15,638,516.50			28,548,276.50	12,029,661.10	14,501,958.63			26,531,619.73	2,016,656.77			
Personnel Benefit Contribution															
Life and Retirement Insurance Premiums	731	1,327,680.00	1,327,680.00			2,655,360.00	1,327,680.00	1,306,620.00			2,634,300.00	21,060.00			
Pag-IBIG Contributions	732	46,620.00	46,620.00			93,240.00	46,620.00	46,620.00			93,240.00	-			
Philhealth Contributions	733	15,540.00	15,540.00			31,080.00	15,540.00	15,540.00			31,080.00	-			
ECC Contributions	734	46,500.00	46,500.00			93,000.00	46,500.00	46,500.00			93,000.00	-			
Other Personnel Benefits															
Terminal Leave Benefits	742					-	-				-	-			
SUB - TOTAL PERSONNEL SERVICES- H E S		14,346,100.00	17,074,856.50	-	-	31,420,956.50	13,466,001.10	15,917,238.63			29,383,239.73	2,037,716.77			
TOTAL PERSONNEL SERVICES		17,280,800.00	20,571,106.50	-	-	37,851,906.50	16,220,139.49	19,149,122.90			35,369,262.39	2,482,644.11			
1. CURRENT YEAR BUDGET/APPROPRIATIONS															
A. AGENCY SPECIFIC BUDGET															
GENERAL ADMINISTRATION SERVICES															
General Administration and Support Services															
MAINTENANCE and OTHER OPERATING EXPENSES															
Travelling Expenses															
Travel Expenses - Local	751		10,959.00			10,959.00	-	10,959.00			10,959.00	-			
Training and Scholarship Expenses															
Training Expenses	753														
Scholarship Expenses	754														
Supplies and Materials															
Office Supplies Expense	765	113,300.00	154,738.55			268,038.55	113,300.00	154,738.55			268,038.55	-			
Accountable Forms Expenses	756														
Gasoline, oil and Lubricants	761		62,755.92			62,755.92		62,755.92			62,755.92	-			
Other Supplies Expense	765														
Utility Expenses															
Water Expenses	766														
Electricity Expenses	767	228,431.63	336,840.52			565,272.15	192,374.23	336,840.52			529,214.75	36,057.40			
Communication Expenses															
Postage and Deliveries	771														
Telephone Expenses - Landline	772														
Telephone Expenses - Mobile	773	48,240.00				48,240.00	48,240.00				48,240.00	-			
Internet Expenses	774														
		389,971.63	565,293.99	-	-	955,265.62	353,914.23	565,293.99			919,208.22	36,057.40			

DETAILED STATEMENT OF CURRENT YEAR'S OBLIGATIONS, DISBURSEMENTS AND UNPAID OBLIGATIONS
As of QUARTER ENDING June 30, 2013

Department : STATE UNIVERSITIES and COLLEGES
Agency/Operating Unit: COTABATO CITY STATE POLYTECHNIC COLLEGE
Region/Province: XII
Fund : GENERAL

ANNEX B
4 of 9

4.00

PROGRAM/ACTIVITY/PROJECT AND ACCOUNT TITLE	ACCOUNT CODE	CURRENT OBLIGATIONS					DISBURSEMENTS					BALANCE (UNPAID) OBLIGATIONS	BREAKDOWN OF UNPAID OBLIGATIONS	
		1st Quarter ending 31-Mar	2nd Quarter ending 30-Jun	3rd Quarter ending 30-Sep	4th Quarter ending 31-Dec	TOTAL	1st Quarter ending 31-Mar	2nd Quarter ending 30-Jun	3rd Quarter ending 30-Sep	4th Quarter ending 31-Dec	TOTAL		ACCOUNTS PAYABLE	OBLIGATIONS NOT YET DUE and DEMANDABLE
		1. CURRENT YEAR BUDGET/APPROPRIATIONS												
A. AGENCY SPECIFIC BUDGET														
GENERAL ADMINISTRATION SERVICES														
General Administration and Support Services														
MAINTENANCE and OTHER OPERATING EXPENSES		389,971.63	565,293.99			955,265.62	353,914.23	565,293.99			919,208.22	36,057.40		
Membership Dues and Contributions to O	778	60,000.00				60,000.00	60,000.00				60,000.00	-		
Advertising Expenses	780					-	-				-	-		
Printing and Binding Expenses	781					-	-				-	-		
Representation Expenses	783					-	-				-	-		
Transportation and Delivery Expenses	784					-	-				-	-		
Subscription Expenses	786					-	-				-	-		
Professional Services						-	-				-	-		
General Services	795					-	-				-	-		
Janitorial Services	796					-	-				-	-		
Other Professional Services	799					-	-				-	-		
Repair and Maintenance -Buildings						-	-				-	-		
Repair and Maintenance - Office Buildings	811					-	-				-	-		
Repair and Maintenance - School Buildings	812					-	-				-	-		
Repair and Maintenance - Other Structures	815					-	-				-	-		
Repair and Maintenance - Machinery and Equipment						-	-				-	-		
RM - Other Machinery and Equipment	840					-	-				-	-		
Extraordinary Expenses	883	156,360.00	27,501.00			183,861.00	156,360.00	27,501.00			183,861.00	-		
Miscellaneous Expenses	884					-	-				-	-		
Fidelity Bond Premiums	893	7,500.00				7,500.00	7,500.00				7,500.00	-		
SUB-TOTAL M O O E - GASS		613,831.63	592,794.99	-	-	1,206,626.62	577,774.23	592,794.99			1,170,569.22	36,057.40		

DETAILED STATEMENT OF CURRENT YEAR'S OBLIGATIONS, DISBURSEMENTS AND UNPAID OBLIGATIONS
As of QUARTER ENDING June 30, 2013

Department : STATE UNIVERSITIES and COLLEGES
Agency/Operating Unit: COTABATO CITY STATE POLYTECHNIC COLLEGE
Region/Province: XII
Fund : GENERAL

ANNEX B
5 of 9

PROGRAM/ACTIVITY/PROJECT AND ACCOUNT TITLE	ACCOUNT CODE	CURRENT OBLIGATIONS					DISBURSEMENTS					BALANCE (UNPAID) OBLIGATIONS	BREAKDOWN OF UNPAID OBLIGATIONS	
		1st Quarter ending 31-Mar	2nd Quarter ending 30-Jun	3rd Quarter ending 30-Sep	4th Quarter ending 31-Dec	TOTAL	1st Quarter ending 31-Mar	2nd Quarter ending 30-Jun	3rd Quarter ending 30-Sep	4th Quarter ending 31-Dec	TOTAL		ACCOUNTS PAYABLE	OBLIGATIONS NOT YET DUE and DEMANDABLE
		1. CURRENT YEAR BUDGET/APPROPRIATIONS												
A. AGENCY SPECIFIC BUDGET														
HIGHER EDUCATION SERVICES														
Higher Education Services														
MAINTENANCE and OTHER OPERATING EXPENSES														
Travelling Expenses														
Travel Expenses - Local	751					-								
Training and Scholarship Expenses														
Training Expenses	753					-								
Scholarship Expenses	754	7,200.00				7,200.00	7,200.00			7,200.00				
Supplies and Materials														
Office Supplies Expense	765	80,310.00	450,000.00			530,310.00	80,310.00	450,000.00		530,310.00				
Accountable Forms Expenses	756					-				-				
Gasoline, oil and Lubricants	761					-				-				
Other Supplies Expense	765					-				-				
Utility Expenses														
Water Expenses	766					-				-				
Electricity Expenses	767	198,350.00				198,350.00	190,312.79			190,312.79	8,037.21			
Communication Expenses														
Postage and Deliveries	771					-				-				
Telephone Expenses - Landline	772		14,052.23			14,052.23				14,052.23				
Telephone Expenses - Mobile	773	48,210.00	16,208.23			64,418.23	48,210.00	16,208.23		64,418.23				
Internet Expenses	774					-				-				
		334,070.00	480,260.46	-	-	814,330.46	326,032.79	480,260.46		806,293.25	8,037.21			

DETAILED STATEMENT OF CURRENT YEAR'S OBLIGATIONS, DISBURSEMENTS AND UNPAID OBLIGATIONS
As of QUARTER ENDING June 30, 2013

Department : STATE UNIVERSITIES and COLLEGES
Agency/Operating Unit: COTABATO CITY STATE POLYTECHNIC COLLEGE
Region/Province: XII
Fund : GENERAL

ANNEX B
6 of 9

6.00

PROGRAM/ACTIVITY/PROJECT AND ACCOUNT TITLE	ACCOUNT CODE	CURRENT OBLIGATIONS					DISBURSEMENTS					BALANCE (UNPAID) OBLIGATIONS	BREAKDOWN OF UNPAID OBLIGATIONS	
		1st Quarter ending 31-Mar	2nd Quarter ending 30-Jun	3rd Quarter ending 30-Sep	4th Quarter ending 31-Dec	TOTAL	1st Quarter ending 31-Mar	2nd Quarter ending 30-Jun	3rd Quarter ending 30-Sep	4th Quarter ending 31-Dec	TOTAL		ACCOUNTS PAYABLE	OBLIGATIONS NOT YET DUE and DEMANDABLE
1. CURRENT YEAR BUDGET/APPROPRIATIONS														
A. AGENCY SPECIFIC BUDGET														
HIGHER EDUCATION SERVICES														
Higher Education Services														
MAINTENANCE and OTHER OPERATING EXPENSES		334,070.00	480,260.46			814,330.46	326,032.79	480,260.46			806,293.25	8,037.21		
Membership Dues and Contributions to O	778					-	-				-			
Advertising Expenses	780					-	-				-			
Printing and Binding Expenses	781					-	-				-			
Representation Expenses	783					-	-				-			
Transportation and Delivery Expenses	784					-	-				-			
Subscription Expenses	786					-	-				-			
Professional Services						-	-				-			
General Services	795					-	-				-			
Janitorial Services	796					-	-				-			
Other Professional Services	799					-	-				-			
Repair and Maintenance -Buildings						-	-				-			
Repair and Maintenance - Office Buildings	811					-	-				-			
Repair and Maintenance - School Buildings	812					-	-				-			
Repair and Maintenance - Other Structures	815					-	-				-			
Repair and Maintenance - Machinery and Equipment						-	-				-			
RM - Other Machinery and Equipment	840					-	-				-			
Extraordinary Expenses	883					-	-				-			
Miscellaneous Expenses	884					-	-				-			
Fidelity Bond Premiums	893					-	-				-			
SUB-TOTAL M O O E - H E S		334,070.00	480,260.46	-	-	814,330.46	326,032.79	480,260.46			806,293.25	8,037.21		
TOTAL M O O E for GASS and HES		947,901.63	1,073,055.45	-	-	2,020,957.08	903,807.02	1,073,055.45			1,976,862.47	44,094.61		

DETAILED STATEMENT OF CURRENT YEAR'S OBLIGATIONS, DISBURSEMENTS AND UNPAID OBLIGATIONS
As of QUARTER ENDING June 30, 2013

Department : STATE UNIVERSITIES and COLLEGES
Agency/Operating Unit: COTABATO CITY STATE POLYTECHNIC COLLEGE
Region/Province: XII
Fund : GENERAL

ANNEX B
7 of 9

7.00

PROGRAM/ACTIVITY/PROJECT AND ACCOUNT TITLE	ACCOUNT CODE	CURRENT OBLIGATIONS					DISBURSEMENTS					BALANCE (UNPAID) OBLIGATIONS	BREAKDOWN OF UNPAID OBLIGATIONS	
		1st Quarter ending 31-Mar	2nd Quarter ending 30-Jun	3rd Quarter ending 30-Sep	4th Quarter ending 31-Dec	TOTAL	1st Quarter ending 31-Mar	2nd Quarter ending 30-Jun	3rd Quarter ending 30-Sep	4th Quarter ending 31-Dec	TOTAL		ACCOUNTS PAYABLE	OBLIGATIONS NOT YET DUE and DEMANDABLE
		1. CURRENT YEAR BUDGET/APPROPRIATIONS												
A. AGENCY SPECIFIC BUDGET														
RESEARCH SERVICES														
Research Services														
MAINTENANCE and OTHER OPERATING EXPENSES														
Travelling Expenses														
Travel Expenses - Local	751		12,198.45			12,198.45	-	12,198.45			12,198.45			
Training and Scholarship Expenses						-	-				-			
Training Expenses	753					-	-				-			
Scholarship Expenses	754					-	-				-			
Supplies and Materials						-	-				-			
Office Supplies Expense	765					-	-				-			
Accountable Forms Expenses	756					-	-				-			
Gasoline, oil and Lubricants	761					-	-				-			
Other Supplies Expense	765					-	-				-			
Utility Expenses						-	-				-			
Water Expenses	766					-	-				-			
Electricity Expenses	767					-	-				-			
Communication Expenses						-	-				-			
Postage and Deliveries	771					-	-				-			
Telephone Expenses - Landline	772					-	-				-			
Telephone Expenses - Mobile	773					-	-				-			
Internet Expenses	774					-	-				-			
-						-	-				-			
SUB-TOTAL M O E - RESEARCH SERVICES			12,198.45			12,198.45	-	12,198.45			12,198.45			

DETAILED STATEMENT OF CURRENT YEAR'S OBLIGATIONS, DISBURSEMENTS AND UNPAID OBLIGATIONS
As of QUARTER ENDING June 30, 2013

ANNEX B
8 of 9




Department : STATE UNIVERSITIES and COLLEGES
Agency/Operating Unit: COTABATO CITY STATE POLYTECHNIC COLLEGE
Region/Province: XII
Fund : GENERAL

PROGRAM/ACTIVITY/PROJECT AND ACCOUNT TITLE	ACCOUNT CODE	CURRENT OBLIGATIONS					DISBURSEMENTS					BALANCE (UNPAID) OBLIGATIONS	BREAKDOWN OF UNPAID OBLIGATIONS	
		1st Quarter ending 31-Mar	2nd Quarter ending 30-Jun	3rd Quarter ending 30-Sep	4th Quarter ending 31-Dec	TOTAL	1st Quarter ending 31-Mar	2nd Quarter ending 30-Jun	3rd Quarter ending 30-Sep	4th Quarter ending 31-Dec	TOTAL		ACCOUNTS PAYABLE	OBLIGATIONS NOT YET DUE and DEMANDABLE
1. CURRENT YEAR BUDGET/APPROPRIATIONS														
A. AGENCY SPECIFIC BUDGET														
EXTENSION SERVICES														
Extension Services														
MAINTENANCE and OTHER OPERATING EXPENSES														
Travelling Expenses														
Travel Expenses - Local	751					-	-				-			
Training and Scholarship Expenses						-	-				-			
Training Expenses	753					-	-				-			
Scholarship Expenses	754					-	-				-			
Supplies and Materials						-	-				-			
Office Supplies Expense	765					-	-				-			
Accountable Forms Expenses	756					-	-				-			
Gasoline, oil and Lubricants	761					-	-				-			
Other Supplies Expense	765					-	-				-			
Utility Expenses						-	-				-			
Water Expenses	766					-	-				-			
Electricity Expenses	767					-	-				-			
Communication Expenses						-	-				-			
Postage and Deliveries	771					-	-				-			
Telephone Expenses - Landline	772					-	-				-			
Telephone Expenses - Mobile	773					-	-				-			
Internet Expenses	774					-	-				-			
TOTAL MOOE-EXTENSION SERVICES						-	-				-			
TOTAL MOOE For Research and Extension Services			12,198.45			12,198.45	-	12,198.45			12,198.45			
TOTAL MOOE			12,198.45			12,198.45	-	1,085,253.90			1,085,253.90			

DETAILED STATEMENT OF CURRENT YEAR's OBLIGATIONS,DISBURSEMENTS AND UNPAID OBLIGATIONS
As of QUARTER ENDING June 30, 2013

ANNEX B
9 of 9

Department : STATE UNIVERSITIES and COLLEGES
Agency/Operating Unit: COTABATO CITY STATE POLYTECHNIC COLLEGE
Region/Province: XII
Fund : GENERAL

PROGRAM/ACTIVITY/PROJECT AND ACCOUNT TITLE	ACCOUNT CODE	CURRENT OBLIGATIONS					DISBURSEMENTS					BALANCE (UNPAID) OBLIGATIONS	BREAKDOWN OF UNPAID OBLIGATIONS		
		1st Quarter ending 31-Mar	2nd Quarter ending 30-Jun	3rd Quarter ending 30-Sep	4th Quarter ending 31-Dec	TOTAL	1st Quarter ending 31-Mar	2nd Quarter ending 30-Jun	3rd Quarter ending 30-Sep	4th Quarter ending 31-Dec	TOTAL		ACCOUNTS PAYABLE	OBLIGATIONS NOT YET DUE and DEMANDABLE	
1. CURRENT YEAR BUDGET/APPROPRIATIONS															
A. AGENCY SPECIFIC BUDGET															
CAPITAL OUTLAYS															
Office Equipment	221					-									
IT Equipment and Software	223					-									
Other Machinery and Equipment	240	500,000.00	2,130,000.00			2,630,000.00	500,000.00	1,700,000.00			2,200,000.00	430,000.00			
TOTAL CAPITAL OUTLAY		500,000.00	2,130,000.00			2,630,000.00	500,000.00	1,700,000.00			2,200,000.00	430,000.00			
TOTAL CURRENT YEARS' BUDGET/APPROPRIATION		18,728,701.63	23,786,360.40	-	-	42,515,062.03	17,623,946.51	21,934,376.80			39,558,323.31	2,956,738.72			
CERTIFIED CORRECT :													CERTIFIED CORRECT :		
 PASTOR T TAGURA, MBA Budget Officer III Date : _____													 PASTOR T TAGURA, MBA Actin/ Accountant Date : _____		
APPROVED BY:  DAMMANG S BANTALA, Ph.D. COLLEGE PRESIDENT Date : _____															

DETAILED STATEMENT OF CURRENT YEAR'S OBLIGATIONS, DISBURSEMENTS AND UNPAID OBLIGATIONS
As of QUARTER ENDING September 30, 2013

ANNEX B
1 of 9

Department : STATE UNIVERSITIES and COLLEGES
Agency/Operating Unit: COTABATO CITY STATE POLYTECHNIC COLLEGE
Region/Province: XII
Fund : GENERAL

PROGRAM/ACTIVITY/PROJECT AND ACCOUNT TITLE	ACCOUNT CODE	CURRENT OBLIGATIONS					DISBURSEMENTS					BALANCE (UNPAID) OBLIGATIONS	BREAKDOWN OF UNPAID OBLIGATIONS	
		1st Quarter ending 31-Mar	2nd Quarter ending 30-Jun	3rd Quarter ending 30-Sep	4th Quarter ending 31-Dec	TOTAL	1st Quarter ending 31-Mar	2nd Quarter ending 30-Jun	3rd Quarter ending 30-Sep	4th Quarter ending 31-Dec	TOTAL		ACCOUNTS PAYABLE	OBLIGATIONS NOT YET DUE and DEMANDABLE
		I. CURRENT YEAR BUDGET/APPROPRIATIONS												
A. AGENCY SPECIFIC BUDGET														
GENERAL ADMINISTRATION SERVICES														
General Administration and Support Services														
PERSONNEL SERVICES														
Salaries and Wages														
Salaries and Wags- Regular	701	2,115,300.00	2,115,300.00	1,993,080.00		6,223,680.00	1,934,738.39	1,850,934.27	1,740,461.65	5,526,134.31	697,545.69			
Salaries and Wags- Contractual	706			203,460.00		203,460.00	-		203,460.00	203,460.00	-			
Other Compensations														
Personnel Economic Relief Allowance	711	228,000.00	228,000.00	228,000.00		684,000.00	228,000.00	228,000.00	228,000.00	684,000.00	-			
Representation Allowance	713	100,500.00	100,500.00	100,500.00		301,500.00	100,500.00	100,500.00	100,500.00	301,500.00	-			
Transportation Allowance	714	100,500.00	100,500.00	100,500.00		301,500.00	100,500.00	100,500.00	100,500.00	301,500.00	-			
Clothing Uniform Allowance	715		190,000.00			190,000.00	-	190,000.00	-	190,000.00	-			
Subsistence,Laundry/Quarter Allowance	716	9,900.00	9,900.00	9,900.00		29,700.00	9,900.00	9,900.00	9,900.00	29,700.00	-			
Productivity Incentive Allowance	717	76,000.00				76,000.00	76,000.00			76,000.00	-			
Honoraria	720					-	-			-	-			
Cash Gift	724		95,000.00			95,000.00	-	95,000.00		95,000.00	-			
Year End Bonus	725		352,550.00			352,550.00	-	352,550.00		352,550.00	-			
		2,630,200.00	3,191,750.00	2,635,440.00		8,457,390.00	2,449,638.39	2,927,384.27	2,382,821.65	7,759,844.31	697,545.69			

DETAILED STATEMENT OF CURRENT YEAR'S OBLIGATIONS, DISBURSEMENTS AND UNPAID OBLIGATIONS
As of QUARTER ENDING September 30, 2013

Department : STATE UNIVERSITIES and COLLEGES

ANNEX B

Agency/Operating Unit: COTABATO CITY STATE POLYTECHNIC COLLEGE

2 of 9

Region/Province: XII

Fund : GENERAL

PROGRAM/ACTIVITY/PROJECT AND ACCOUNT TITLE	ACCOUNT CODE	CURRENT OBLIGATIONS					DISBURSEMENTS					BALANCE (UNPAID) OBLIGATIONS	BREAKDOWN OF UNPAID OBLIGATIONS	
		1st Quarter ending 31-Mar	2nd Quarter ending 30-Jun	3rd Quarter ending 30-Sep	4th Quarter ending 31-Dec	TOTAL	1st Quarter ending 31-Mar	2nd Quarter ending 30-Jun	3rd Quarter ending 30-Sep	4th Quarter ending 31-Dec	TOTAL		ACCOUNTS PAYABLE	OBLIGATIONS NOT YET DUE and DEMANDABLE
		1. CURRENT YEAR BUDGET/APPROPRIATIONS												
PERSONNEL SERVICES		2,630,200.00	3,191,750.00	2,635,440.00		8,457,390.00	2,449,638.39	2,927,384.27	2,382,821.65		7,759,844.31	697,545.69		
Personnel Benefit Contribution														
Life and Retirement Insurance Premiums	731	252,900.00	252,900.00	252,900.00		758,700.00	252,900.00	252,900.00	252,900.00		758,700.00	-		
Pag-IBIG Contributions	732	8,880.00	8,880.00	8,880.00		26,640.00	8,880.00	8,880.00	8,880.00		26,640.00	-		
Philhealth Contributions	733	35,120.00	35,120.00	8,880.00		79,120.00	35,120.00	35,120.00	8,880.00		79,120.00	-		
ECC Contributions	734	7,600.00	7,600.00	8,400.00		23,600.00	7,600.00	7,600.00	8,400.00		23,600.00	-		
Other Personnel Benefits														
Terminal Leave Benefits	742					-	-	-	-		-	-		
SUB - TOTAL PERSONNEL SERVICES- GASS		2,934,700.00	3,496,250.00	2,914,500.00		9,345,450.00	2,754,138.39	3,231,884.27	2,661,881.65		8,647,904.31	697,545.69		
1. CURRENT YEAR BUDGET/APPROPRIATIONS														
A. AGENCY SPECIFIC BUDGET														
HIGHER EDUCATION SERVICES														
Higher Education Services														
PERSONNEL SERVICES														
Salaries and Wages														
Salaries and Wags- Regular	701	11,536,300.00	11,536,300.00	11,314,500.00		34,387,100.00	10,656,201.10	10,404,767.13	9,882,976.99		30,943,945.22	3,443,154.78	565,725.00	
Salaries and Wags- Contractual	706	197,460.00	201,000.00	200,460.00		598,920.00	197,460.00	195,975.00	200,460.00		593,895.00	5,025.00		
Other Compensations														
Personnel Economic Relief Allowance	711	882,000.00	876,000.00	876,000.00		2,634,000.00	882,000.00	876,000.00	876,000.00		2,634,000.00	-		
Representation Allowance	713					-	-	-	-		-	-		
Transportation Allowance	714					-	-	-	-		-	-		
Clothing Uniform Allowance	715		735,000.00			735,000.00	-	735,000.00	-		735,000.00	-		
Subsistence, Laundry/Quarter Allowance	716					-	-	-	-		-	-		
Productivity Incentive Allowance	717	294,000.00				294,000.00	294,000.00				294,000.00	-		
Honoraria	720					-	-	-	-		-	-		
Cash Gift	724		367,500.00			367,500.00	-	367,500.00	-		367,500.00	-		
Year End Bonus	725		1,922,716.50			1,922,716.50	-	1,922,716.50	-		1,922,716.50	-		
		12,909,760.00	15,638,516.50	12,390,960.00	-	40,939,236.50	12,029,661.10	14,501,958.63	10,959,436.99		37,491,056.72	3,448,179.78		

DETAILED STATEMENT OF CURRENT YEAR'S OBLIGATIONS, DISBURSEMENTS AND UNPAID OBLIGATIONS

As of QUARTER ENDING September 30, 2013

Department : STATE UNIVERSITIES and COLLEGES

ANNEX B

Agency/Operating Unit: COTABATO CITY STATE POLYTECHNIC COLLEGE

3 of 9

Region/Province: XII

Fund : GENERAL

PROGRAM/ACTIVITY/PROJECT AND ACCOUNT TITLE	ACCOUNT CODE	CURRENT OBLIGATIONS					DISBURSEMENTS					BALANCE (UNPAID) OBLIGATIONS	BREAKDOWN OF UNPAID OBLIGATIONS	
		1st Quarter ending 31-Mar	2nd Quarter ending 30-Jun	3rd Quarter ending 30-Sep	4th Quarter ending 31-Dec	TOTAL	1st Quarter ending 31-Mar	2nd Quarter ending 30-Jun	3rd Quarter ending 30-Sep	4th Quarter ending 31-Dec	TOTAL		ACCOUNTS PAYABLE	OBLIGATIONS NOT YET DUE and DEMANDABLE
		1. CURRENT YEAR BUDGET/APPROPRIATIONS												
PERSONNEL SERVICES														
Personnel Benefit Contribution														
Life and Retirement Insurance Premiums	731	1,327,680.00	1,327,680.00	1,318,500.00		3,973,860.00	1,327,680.00	1,306,620.00	1,318,500.00		3,952,800.00	21,060.00		
Pag-IBIG Contributions	732	46,620.00	46,620.00	46,620.00		139,860.00	46,620.00	46,620.00	46,620.00		139,860.00	-		
Philhealth Contributions	733	15,540.00	15,540.00	44,100.00		75,180.00	15,540.00	15,540.00	44,100.00		75,180.00	-		
ECC Contributions	734	46,500.00	46,500.00	46,620.00		139,620.00	46,500.00	46,500.00	46,620.00		139,620.00	-		
Other Personnel Benefits														
Terminal Leave Benefits	742			278,150.00		278,150.00	-	-	278,150.00		278,150.00	-		
SUB - TOTAL PERSONNEL SERVICES- H E S		14,346,100.00	17,074,856.50	14,124,950.00	-	45,545,906.50	13,466,001.10	15,917,238.63	12,693,426.99	-	42,076,666.72	3,469,239.78		
TOTAL PERSONNEL SERVICES		17,280,800.00	20,571,106.50	17,039,450.00	-	54,891,356.50	16,220,139.49	19,149,122.90	15,355,308.64	-	50,724,571.03	4,166,785.47		
1. CURRENT YEAR BUDGET/APPROPRIATIONS														
A. AGENCY SPECIFIC BUDGET														
GENERAL ADMINISTRATION SERVICES														
General Administration and Support Services														
MAINTENANCE and OTHER OPERATING EXPENSES														
Travelling Expenses														
Travel Expenses - Local	751		10,959.00	40,320.00		51,279.00	-	10,959.00	40,320.00		51,279.00	-		
Training and Scholarship Expenses														
Training Expenses	753													
Scholarship Expenses	754													
Supplies and Materials														
Office Supplies Expense	765	113,300.00	154,738.55	252,100.00		520,138.55	113,300.00	154,738.55	252,100.00		520,138.55	-		
Accountable Forms Expenses	756													
Gasoline, oil and Lubricants	761		62,755.92	63,860.00		126,615.92	-	62,755.92	63,860.00		126,615.92	-		
Other Supplies Expense	765			39,160.00		39,160.00			103,092.96		103,092.96	(63,932.96)		
Utility Expenses														
Water Expenses	766													
Electricity Expenses	767	228,431.63	336,840.52	244,760.00		810,032.15	192,374.23	336,840.52	244,760.00		773,974.75	36,057.40		
Communication Expenses														
Postage and Deliveries	771													
Telephone Expenses - Landline	772													
Telephone Expenses - Mobile	773	48,240.00				48,240.00	48,240.00				48,240.00	-		
Internet Expenses	774			140,000.00		140,000.00					140,000.00	-		
		389,971.63	565,293.99	780,200.00	-	1,735,465.62	353,914.23	565,293.99	844,132.96	-	1,763,341.18	36,057.40		

DETAILED STATEMENT OF CURRENT YEAR'S OBLIGATIONS, DISBURSEMENTS AND UNPAID OBLIGATIONS

As of QUARTER ENDING September 30, 2013

Department : STATE UNIVERSITIES and COLLEGES

Agency/Operating Unit: COTABATO CITY STATE POLYTECHNIC COLLEGE

Region/Province: XII

Fund : GENERAL

ANNEX B

4 of 9

PROGRAM/ACTIVITY/PROJECT AND ACCOUNT TITLE	ACCOUNT CODE	CURRENT OBLIGATIONS					DISBURSEMENTS					BALANCE (UNPAID) OBLIGATIONS	BREAKDOWN OF UNPAID OBLIGATIONS	
		1st Quarter ending 31-Mar	2nd Quarter ending 30-Jun	3rd Quarter ending 30-Sep	4th Quarter ending 31-Dec	TOTAL	1st Quarter ending 31-Mar	2nd Quarter ending 30-Jun	3rd Quarter ending 30-Sep	4th Quarter ending 31-Dec	TOTAL		ACCOUNTS PAYABLE	OBLIGATIONS NOT YET DUE and DEMANDABLE
		1. CURRENT YEAR BUDGET/APPROPRIATIONS												
A. AGENCY SPECIFIC BUDGET														
GENERAL ADMINISTRATION SERVICES														
General Administration and Support Services														
MAINTENANCE and OTHER OPERATING EXPENSES		389,971.63	565,293.99	780,200.00		1,735,465.62	353,914.23	565,293.99	844,132.96		1,763,341.18	(27,875.56)		
Membership Dues and Contributions to O	778	60,000.00		43,340.00		103,340.00	60,000.00		43,340.00		103,340.00	-		
Advertising Expenses	780					-	-		-		-	-		
Printing and Binding Expenses	781					-	-		-		-	-		
Representation Expenses	783					-	-		-		-	-		
Transportation and Delivery Expenses	784					-	-		-		-	-		
Subscription Expenses	786					-	-		-		-	-		
Professional Services						-	-		-		-	-		
General Services	795					-	-		-		-	-		
Janitorial Services	796					-	-		-		-	-		
Other Professional Services	799					-	-		-		-	-		
Repair and Maintenance -Buildings						-	-		-		-	-		
Repair and Maintenance - Office Buildings	811					-	-		-		-	-		
Repair and Maintenance - School Buildings	812					-	-		-		-	-		
Repair and Maintenance - Other Structures	815					-	-		-		-	-		
Repair and Maintenance - Machinery and Equipment						-	-		-		-	-		
RM - Other Machinery and Equipment	840					-	-		-		-	-		
Extraordinary Expenses	883	156,360.00	27,501.00	27,500.00		211,361.00	156,360.00	27,501.00	27,500.00		211,361.00	-		
Miscellaneous Expenses	884					-	-		-		-	-		
Fidelity Bond Premiums	893	7,500.00				7,500.00	7,500.00		-		7,500.00	-		
SUB-TOTAL MOOE - GASS		613,831.63	592,794.99	851,040.00	-	2,057,666.62	577,774.23	592,794.99	914,972.96		2,085,542.18	36,057.40		

DETAILED STATEMENT OF CURRENT YEAR'S OBLIGATIONS, DISBURSEMENTS AND UNPAID OBLIGATIONS
As of QUARTER ENDING September 30, 2013

Department : STATE UNIVERSITIES and COLLEGES

Agency/Operating Unit: COTABATO CITY STATE POLYTECHNIC COLLEGE

Region/Province: XII

Fund : GENERAL

ANNEX B

5 of 9

PROGRAM/ACTIVITY/PROJECT AND ACCOUNT TITLE	ACCOUNT CODE	CURRENT OBLIGATIONS					DISBURSEMENTS					BALANCE (UNPAID) OBLIGATIONS	BREAKDOWN OF UNPAID OBLIGATIONS	
		1st Quarter ending 31-Mar	2nd Quarter ending 30-Jun	3rd Quarter ending 30-Sep	4th Quarter ending 31-Dec	TOTAL	1st Quarter ending 31-Mar	2nd Quarter ending 30-Jun	3rd Quarter ending 30-Sep	4th Quarter ending 31-Dec	TOTAL		ACCOUNTS PAYABLE	OBLIGATIONS NOT YET DUE and DEMANDABLE
		1. CURRENT YEAR BUDGET/APPROPRIATIONS												
A. AGENCY SPECIFIC BUDGET														
HIGHER EDUCATION SERVICES														
Higher Education Services														
MAINTENANCE and OTHER OPERATING EXPENSES														
Travelling Expenses														
Travel Expenses - Local	751			141,490.00		141,490.00	-			141,490.00		141,490.00		
Training and Scholarship Expenses				250,000.00		250,000.00	-			250,000.00		250,000.00		
Training Expenses	753			-		-	-			-		-		
Scholarship Expenses	754	7,200.00	250,000.00			257,200.00	7,200.00			-		7,200.00		
Supplies and Materials														
Office Supplies Expense	765	80,310.00	450,000.00	175,560.00		705,870.00	80,310.00	450,000.00		175,560.00		705,870.00		
Accountable Forms Expenses	756					-	-			-		-		
Gasoline, oil and Lubricants	761					-	-			-		-		
Other Supplies Expense	765					-	-			189,220.24		189,220.24		
Utility Expenses														
Water Expenses	766			100,670.00		100,670.00	-			100,670.00		100,670.00		
Electricity Expenses	767	198,350.00		114,000.00		312,350.00	190,312.79			114,000.00		304,312.79	122,037.21	
Communication Expenses						-	-			-		-		
Postage and Deliveries	771					-	-			-		-		
Telephone Expenses - Landline	772		14,052.23			14,052.23	-	14,052.23		-		14,052.23		
Telephone Expenses - Mobile	773	48,210.00	16,208.23			64,418.23	48,210.00	16,208.23		-		64,418.23		
Internet Expenses	774					-	-			-		-		
		334,070.00	730,260.46	781,720.00	-	1,846,050.46	326,032.79	480,260.46	970,940.24	1,777,233.49	122,037.21			

DETAILED STATEMENT OF CURRENT YEAR'S OBLIGATIONS, DISBURSEMENTS AND UNPAID OBLIGATIONS
As of QUARTER ENDING September 30, 2013

Department : STATE UNIVERSITIES and COLLEGES

Agency/Operating Unit: COTABATO CITY STATE POLYTECHNIC COLLEGE

Region/Province: XII

Fund : GENERAL

ANNEX B

6 of 9

PROGRAM/ACTIVITY/PROJECT AND ACCOUNT TITLE	ACCOUNT CODE	CURRENT OBLIGATIONS					DISBURSEMENTS					BALANCE (UNPAID) OBLIGATIONS	BREAKDOWN OF UNPAID OBLIGATIONS		
		1st	2nd	3rd	4th	TOTAL	1st	2nd	3rd	4th	TOTAL		ACCOUNTS PAYABLE	OBLIGATIONS NOT YET DUE and DEMANDABLE	
		Quarter ending 31-Mar	Quarter ending 30-Jun	Quarter ending 30-Sep	Quarter ending 31-Dec		Quarter ending 31-Mar	Quarter ending 30-Jun	Quarter ending 30-Sep	Quarter ending 31-Dec					
1. CURRENT YEAR BUDGET/APPROPRIATIONS															
A. AGENCY SPECIFIC BUDGET															
HIGHER EDUCATION SERVICES															
Higher Education Services															
MAINTENANCE and OTHER OPERATING EXPENSES		334,070.00	730,260.46	781,720.00		1,846,050.46	326,032.79	480,260.46	970,940.24		1,777,233.49	8,037.21			
Membership Dues and Contributions to O	778					-	-		-		-				
Advertising Expenses	780					-	-		-		-				
Printing and Binding Expenses	781					-	-		-		-				
Representation Expenses	783					-	-		-		-				
Transportation and Delivery Expenses	784					-	-		-		-				
Subscription Expenses	786					-	-		-		-				
Professional Services						-	-		-		-				
General Services	795					-	-		-		-				
Janitorial Services	796					-	-		-		-				
Other Professional Services	799			45,000.00		45,000.00	-		45,000.00		45,000.00				
Repair and Maintenance -Buildings						-	-		-		-				
Repair and Maintenance - Office Buildings	811					-	-		-		-				
Repair and Maintenance - School Buildings	812					-	-		-		-				
Repair and Maintenance - Other Structures	815					-	-		-		-				
Repair and Maintenance - Machinery and Equipment						-	-		-		-				
RM - Other Machinery and Equipment	840			28,900.00		28,900.00	-		28,900.00		28,900.00				
Extraordinary Expenses	883					-	-		-		-				
Miscellaneous Expenses	884					-	-		-		-				
Fidelity Bond Premiums	893					-	-		-		-				
SUB-TOTAL M O O E - H E S		334,070.00	730,260.46	855,620.00	-	1,919,950.46	326,032.79	480,260.46	1,044,840.24		1,851,133.49	122,037.21			
TOTAL M O O E for GASS and HES		947,901.63	1,323,055.45	1,706,660.00	-	3,977,617.08	903,807.02	1,073,055.45	1,959,813.20		3,936,675.67	158,094.61			

DETAILED STATEMENT OF CURRENT YEAR'S OBLIGATIONS, DISBURSEMENTS AND UNPAID OBLIGATIONS

As of QUARTER ENDING September 30, 2013

Department : STATE UNIVERSITIES and COLLEGES

Agency/Operating Unit: COTABATO CITY STATE POLYTECHNIC COLLEGE

Region/Province: XII

Fund : GENERAL

ANNEX B

7 of 9

PROGRAM/ACTIVITY/PROJECT AND ACCOUNT TITLE	ACCOUNT CODE	CURRENT OBLIGATIONS					DISBURSEMENTS					BALANCE (UNPAID) OBLIGATIONS	BREAKDOWN OF UNPAID OBLIGATIONS	
		1st Quarter ending 31-Mar	2nd Quarter ending 30-Jun	3rd Quarter ending 30-Sep	4th Quarter ending 31-Dec	TOTAL	1st Quarter ending 31-Mar	2nd Quarter ending 30-Jun	3rd Quarter ending 30-Sep	4th Quarter ending 31-Dec	TOTAL		ACCOUNTS PAYABLE	OBLIGATIONS NOT YET DUE and DEMANDABLE
		1. CURRENT YEAR BUDGET/APPROPRIATIONS												
A. AGENCY SPECIFIC BUDGET														
RESEARCH SERVICES														
Research Services														
MAINTENANCE and OTHER OPERATING EXPENSES														
Travelling Expenses														
Travel Expenses - Local	751		12,198.45			12,198.45	-	12,198.45	-		12,198.45			
Training and Scholarship Expenses						-	-		-		-			
Training Expenses	753					-	-		-		-			
Scholarship Expenses	754					-	-		-		-			
Supplies and Materials				20,000.00		20,000.00	-		20,000.00		20,000.00			
Office Supplies Expense	765					-	-		-		-			
Accountable Forms Expenses	756					-	-		-		-			
Gasoline, oil and Lubricants	761					-	-		-		-			
Other Supplies Expense	765					-	-		-		-			
Utility Expenses						-	-		-		-			
Water Expenses	766					-	-		-		-			
Electricity Expenses	767					-	-		-		-			
Communication Expenses						-	-		-		-			
Postage and Deliveries	771					-	-		-		-			
Telephone Expenses - Landline	772					-	-		-		-			
Telephone Expenses - Mobile	773					-	-		-		-			
Internet Expenses	774					-	-		-		-			
SUB-TOTAL M O O E - RESEARCH SERVICES			12,198.45	20,000.00		32,198.45	-	12,198.45	20,000.00		32,198.45			

DETAILED STATEMENT OF CURRENT YEAR'S OBLIGATIONS, DISBURSEMENTS AND UNPAID OBLIGATIONS

As of QUARTER ENDING September 30, 2013

Department : STATE UNIVERSITIES and COLLEGES

Agency/Operating Unit: COTABATO CITY STATE POLYTECHNIC COLLEGE

Region/Province: XII

Fund : GENERAL

ANNEX B

8 of 9

PROGRAM/ACTIVITY/PROJECT AND ACCOUNT TITLE	ACCOUNT CODE	CURRENT OBLIGATIONS					DISBURSEMENTS					BALANCE (UNPAID) OBLIGATIONS	BREAKDOWN OF UNPAID OBLIGATIONS	
		1st Quarter ending 31-Mar	2nd Quarter ending 30-Jun	3rd Quarter ending 30-Sep	4th Quarter ending 31-Dec	TOTAL	1st Quarter ending 31-Mar	2nd Quarter ending 30-Jun	3rd Quarter ending 30-Sep	4th Quarter ending 31-Dec	TOTAL		ACCOUNTS PAYABLE	OBLIGATIONS NOT YET DUE and DEMANDABLE
1. CURRENT YEAR BUDGET/APPROPRIATIONS														
A. AGENCY SPECIFIC BUDGET														
EXTENSION SERVICES														
Extension Services														
MAINTENANCE and OTHER OPERATING EXPENSES														
Travelling Expenses														
Travel Expenses - Local	751					-	-	-	-	-	-			
Training and Scholarship Expenses						-	-	-	-	-	-			
Training Expenses	753					-	-	-	-	-	-			
Scholarship Expenses	754					-	-	-	-	-	-			
Supplies and Materials						-	-	-	-	-	-			
Office Supplies Expense	765			23,290.00		23,290.00	-	-	23,290.00	-	23,290.00			
Accountable Forms Expenses	756					-	-	-	-	-	-			
Gasoline, oil and Lubricants	761					-	-	-	-	-	-			
Other Supplies Expense	765					-	-	-	-	-	-			
Utility Expenses						-	-	-	-	-	-			
Water Expenses	766					-	-	-	-	-	-			
Electricity Expenses	767					-	-	-	-	-	-			
Communication Expenses						-	-	-	-	-	-			
Postage and Deliveries	771					-	-	-	-	-	-			
Telephone Expenses - Landline	772					-	-	-	-	-	-			
Telephone Expenses - Mobile	773					-	-	-	-	-	-			
Internet Expenses	774					-	-	-	-	-	-			
TOTAL MOOE-EXTENSION SERVICES				23,290.00		23,290.00	-	-	23,290.00	-	23,290.00			
TOTAL MOOE For Research and Extension Services			12,198.45	43,290.00		55,488.45	-	12,198.45	43,290.00	-	55,488.45			
TOTAL MOOE			12,198.45	1,749,950.00		1,762,148.45	-	1,085,253.90	2,003,103.20	-	3,088,357.10			

DETAILED STATEMENT OF CURRENT YEAR'S OBLIGATIONS, DISBURSEMENTS AND UNPAID OBLIGATIONS
As of QUARTER ENDING September 30, 2013

Department : STATE UNIVERSITIES and COLLEGES

Agency/Operating Unit: COTABATO CITY STATE POLYTECHNIC COLLEGE

Region/Province: XII

Fund : GENERAL

ANNEX B

9 of 9

PROGRAM/ACTIVITY/PROJECT AND ACCOUNT TITLE	ACCOUNT CODE	CURRENT OBLIGATIONS					DISBURSEMENTS					BALANCE (UNPAID) OBLIGATIONS	BREAKDOWN OF UNPAID OBLIGATIONS	
		1st	2nd	3rd	4th	TOTAL	1st	2nd	3rd	4th	TOTAL		ACCOUNTS PAYABLE	OBLIGATIONS NOT YET DUE and DEMANDABLE
		Quarter ending 31-Mar	Quarter ending 30-Jun	Quarter ending 30-Sep	Quarter ending 31-Dec		Quarter ending 31-Mar	Quarter ending 30-Jun	Quarter ending 30-Sep	Quarter ending 31-Dec				
1. CURRENT YEAR BUDGET/APPROPRIATIONS														
A. AGENCY SPECIFIC BUDGET														
CAPITAL OUTLAYS														
Office Equipment	221					-	-	-						
IT Equipment and Software	223					-	-	-						
Other Machinery and Equipment	240	500,000.00	2,130,000.00	709,000.00		3,339,000.00	500,000.00	1,700,000.00	574,150.00		2,774,150.00	564,850.00		
TOTAL CAPITAL OUTLAY	-	500,000.00	2,130,000.00	709,000.00		3,339,000.00	500,000.00	1,700,000.00	574,150.00		2,774,150.00	564,850.00		
O T A L CURRENT YEARS` BUDGET/APPROPRIATION		18,728,701.63	24,036,360.40	19,498,400.00	-	62,263,462.03	17,623,946.51	21,934,376.80	17,932,561.84		57,490,885.15	4,889,730.08		

CERTIFIED CORRECT : APPROVED BY: CERTIFIED CORRECT :

PASTOR T TAGURA, MBA

Budget Officer III

Date :

DAMMANG S BANTALA, Ph.D.

COLLEGE PRESIDENT

Date

DETAILED STATEMENT OF CURRENT YEAR'S OBLIGATIONS, DISBURSEMENTS AND UNPAID OBLIGATIONS
As of QUARTER ENDING DECEMBER 31, 2013

Department : STATE UNIVERSITIES and COLLEGES
Agency/Operating Unit: COTABATO CITY STATE POLYTECHNIC COLLEGE
Region/Province: XII
Fund : GENERAL

ANNEX B
1 of 9

PROGRAM/ACTIVITY/PROJECT AND ACCOUNT TITLE	ACCOUNT CODE	CURRENT OBLIGATIONS					DISBURSEMENTS					BALANCE (UNPAID) OBLIGATIONS	BREAKDOWN OF UNPAID OBLIGATIONS	
		1st Quarter ending 31-Mar	2nd Quarter ending 30-Jun	3rd Quarter ending 30-Sep	4th Quarter ending 31-Dec	TOTAL	1st Quarter ending 31-Mar	2nd Quarter ending 30-Jun	3rd Quarter ending 30-Sep	4th Quarter ending 31-Dec	TOTAL		ACCOUNTS PAYABLE	OBLIGATIONS NOT YET DUE and DEMANDABLE
		1. CURRENT YEAR BUDGET/APPROPRIATIONS												
A. AGENCY SPECIFIC BUDGET														
GENERAL ADMINISTRATION SERVICES														
General Administration and Support Services														
PERSONNEL SERVICES														
Salaries and Wages														
Salaries and Wags- Regular	701	1,643,335.16	1,643,335.16	1,643,680.16	2,026,979.52	6,957,330.00	1,462,773.55	1,850,934.27	1,391,061.81	1,585,738.69	6,290,508.32	666,821.68		
Salaries and Wags- Contractual	706			203,460.00	276,120.00	479,580.00	-		203,460.00	276,120.00	479,580.00	-		
Other Compensations														
Personnel Economic Relief Allowance	711	228,000.00	228,000.00	228,000.00	234,000.00	918,000.00	228,000.00	228,000.00	228,000.00	234,000.00	918,000.00	-		
Representation Allowance	713	100,500.00	100,500.00	100,500.00	100,500.00	402,000.00	100,500.00	100,500.00	100,500.00	100,500.00	402,000.00	-		
Transportation Allowance	714	100,500.00	100,500.00	100,500.00	100,500.00	402,000.00	100,500.00	100,500.00	100,500.00	100,500.00	402,000.00	-		
Clothing Uniform Allowance	715		190,000.00			190,000.00	-	190,000.00	-		190,000.00	-		
Subsistence,Laundry/Quarter Allowance	716	9,900.00	9,900.00	9,900.00	9,900.00	39,600.00	9,900.00	9,900.00	9,900.00	9,900.00	39,600.00	-		
Productivity Incentive Allowance	717	76,000.00				76,000.00	76,000.00		-		76,000.00	-		
Honoraria	720					-	-		-		-	-		
Cash Gift	724		95,000.00		97,500.00	192,500.00	-	95,000.00	-	97,500.00	192,500.00	-		
Year End Bonus	725		352,550.00		350,620.00	703,170.00	-	352,550.00	-	350,620.00	703,170.00	-		
Productivity Enhancement Incentive					195,000.00	195,000.00				195,000.00				
		2,158,235.16	2,719,785.16	2,286,040.16	3,391,119.52	10,555,180.00	1,977,673.55	2,927,384.27	2,033,421.81	2,949,878.69	9,693,358.32	666,821.68	-	#

DETAILED STATEMENT OF CURRENT YEAR'S OBLIGATIONS, DISBURSEMENTS AND UNPAID OBLIGATIONS
As of QUARTER ENDING DECEMBER 31, 2013

Department : STATE UNIVERSITIES and COLLEGES

Agency/Operating Unit: COTABATO CITY STATE POLYTECHNIC COLLEGE

Region/Province: XII

Fund : GENERAL

ANNEX B

2 of 9

PROGRAM/ACTIVITY/PROJECT AND ACCOUNT TITLE	ACCOUNT CODE	CURRENT OBLIGATIONS					DISBURSEMENTS					BALANCE (UNPAID) OBLIGATIONS	BREAKDOWN OF UNPAID OBLIGATIONS		
		1st Quarter ending 31-Mar	2nd Quarter ending 30-Jun	3rd Quarter ending 30-Sep	4th Quarter ending 31-Dec	TOTAL	1st Quarter ending 31-Mar	2nd Quarter ending 30-Jun	3rd Quarter ending 30-Sep	4th Quarter ending 31-Dec	TOTAL		ACCOUNTS PAYABLE	OBLIGATIONS NOT YET DUE and DEMANDABLE	
1. CURRENT YEAR BUDGET/APPROPRIATIONS															
PERSONNEL SERVICES		2,158,235.16	2,719,785.16	2,286,040.16	3,391,119.52	10,555,180.00	2,449,638.39	2,927,384.27	2,033,421.81	2,949,878.69	10,360,323.16	194,856.84			
Personnel Benefit Contribution															
Life and Retirement Insurance Premiums	731	228,500.00	228,500.00	228,500.00	228,200.00	913,700.00	228,500.00	228,500.00	228,500.00	228,200.00	913,700.00	-			
Pag-IBIG Contributions	732	8,880.00	8,880.00	8,880.00	12,000.00	38,640.00	8,880.00	8,880.00	8,880.00	12,000.00	38,640.00	-			
Philhealth Contributions	733	16,220.00	16,220.00	16,220.00	16,220.00	64,880.00	16,220.00	16,220.00	16,220.00	16,220.00	64,880.00	-			
ECC Contributions	734	7,600.00	7,600.00	8,400.00	11,900.00	35,500.00	7,600.00	7,600.00	8,400.00	11,900.00	35,500.00	-			
Other Personnel Benefits															
Terminal Leave Benefits	742	-	-	-	-	-	-	-	-	-	-	-			
SUB - TOTAL PERSONNEL SERVICES- GASS		2,419,435.16	2,980,985.16	2,548,040.16	3,659,439.52	11,607,900.00	2,710,838.39	3,188,584.27	2,295,421.81	3,218,198.69	11,413,043.16	194,856.84			
1. CURRENT YEAR BUDGET/APPROPRIATIONS															
A. AGENCY SPECIFIC BUDGET															
HIGHER EDUCATION SERVICES															
Higher Education Services															
PERSONNEL SERVICES															
Salaries and Wages															
Salaries and Wags- Regular	701	11,381,236.42	11,381,236.42	11,159,436.42	10,302,582.34	44,224,491.60	10,501,137.52	10,404,767.13	9,727,913.41	9,692,799.06	40,326,617.12	3,897,874.48			
Salaries and Wags- Contractual	706	197,460.00	201,000.00	200,460.00	-	598,920.00	197,460.00	195,975.00	200,460.00	-	593,895.00	5,025.00			
Other Compensations															
Personnel Economic Relief Allowance	711	882,000.00	876,000.00	876,000.00	876,000.00	3,510,000.00	882,000.00	876,000.00	876,000.00	876,000.00	3,510,000.00	-			
Representation Allowance	713	-	-	-	-	-	-	-	-	-	-	-			
Transportation Allowance	714	-	-	-	-	-	-	-	-	-	-	-			
Clothing Uniform Allowance	715	-	735,000.00	-	-	735,000.00	-	735,000.00	-	-	735,000.00	-			
Subsistence, Laundry/Quarter Allowance	716	-	-	-	-	-	-	-	-	-	-	-			
Productivity Incentive Allowance	717	294,000.00	-	-	-	294,000.00	294,000.00	-	-	-	294,000.00	-			
Honoraria	720	-	-	-	-	-	-	-	-	-	-	-			
Cash Gift	724	-	367,500.00	-	360,000.00	727,500.00	-	367,500.00	-	360,000.00	727,500.00	-			
Year End Bonus	725	-	1,922,716.50	-	1,277,783.50	3,200,500.00	-	1,922,716.50	-	1,277,783.50	3,200,500.00	-			
Productivity Enhancement Incentive		-	-	-	715,500.00	-	-	-	-	709,500.00	-	-			
		12,754,696.42	15,483,452.92	12,235,896.42	13,531,865.84	53,290,411.60	11,874,597.52	14,501,958.63	10,804,373.41	12,916,082.56	49,387,512.12	3,902,899.48	-		

DETAILED STATEMENT OF CURRENT YEAR'S OBLIGATIONS, DISBURSEMENTS AND UNPAID OBLIGATIONS
As of QUARTER ENDING DECEMBER 31, 2013

Department : STATE UNIVERSITIES and COLLEGES
Agency/Operating Unit: COTABATO CITY STATE POLYTECHNIC COLLEGE
Region/Province: XII
Fund : GENERAL

ANNEX B
3 of 9

PROGRAM/ACTIVITY/PROJECT AND ACCOUNT TITLE	ACCOUNT CODE	CURRENT OBLIGATIONS					DISBURSEMENTS					BALANCE (UNPAID) OBLIGATIONS	BREAKDOWN OF UNPAID OBLIGATIONS	
		1st Quarter ending 31-Mar	2nd Quarter ending 30-Jun	3rd Quarter ending 30-Sep	4th Quarter ending 31-Dec	TOTAL	1st Quarter ending 31-Mar	2nd Quarter ending 30-Jun	3rd Quarter ending 30-Sep	4th Quarter ending 31-Dec	TOTAL		ACCOUNTS PAYABLE	OBLIGATIONS NOT YET DUE and DEMANDABLE
		1. CURRENT YEAR BUDGET/APPROPRIATIONS												
PERSONNEL SERVICES		12,754,696.42	15,483,452.92	12,235,896.42	13,531,865.84	53,290,411.60	12,029,661.10	14,501,958.63	10,804,373.41	12,916,082.56	50,252,075.70	3,038,335.90		
Personnel Benefit Contribution														
Life and Retirement Insurance Premiums	731	1,327,680.00	1,327,680.00	1,318,500.00	1,207,000.00	5,180,860.00	1,327,680.00	1,327,680.00	1,318,500.00	1,207,000.00	5,180,860.00	-		
Pag-IBIG Contributions	732	46,620.00	46,620.00	46,620.00	45,000.00	184,860.00	46,620.00	46,620.00	46,620.00	45,000.00	184,860.00	-		
Philhealth Contributions	733	15,540.00	15,540.00	44,100.00	319,600.00	394,780.00	15,540.00	15,540.00	44,100.00	319,600.00	394,780.00	-		
ECC Contributions	734	46,500.00	46,500.00	46,620.00	40,080.00	179,700.00	46,500.00	46,500.00	46,620.00	40,080.00	179,700.00	-		
Other Personnel Benefits														
Terminal Leave Benefits	742			278,150.00	1,911,116.28	2,189,266.28	-	-	278,150.00	1,006,620.00	1,284,770.00	904,496.28		
Tax Remittances Issued							1,073,221.38	1,037,810.23	965,951.45	966,239.04				
SUB - TOTAL PERSONNEL SERVICES- H E S		14,191,036.42	16,919,792.92	13,969,886.42	17,054,662.12	61,419,877.88	14,539,222.48	16,976,108.86	13,504,314.86	16,500,621.60	61,520,267.80	(100,389.92)		
TOTAL PERSONNEL SERVICES		16,610,471.58	19,900,778.08	16,517,926.58	20,714,101.64	73,027,777.88	17,250,060.87	20,164,693.13	15,799,736.67	19,718,820.29	72,933,310.96	94,466.92		
1. CURRENT YEAR BUDGET/APPROPRIATIONS														
A. AGENCY SPECIFIC BUDGET														
GENERAL ADMINISTRATION SERVICES														
General Administration and Support Services			715,151.60											
MAINTENANCE and OTHER OPERATING EXPENSES														
Travelling Expenses														
Travel Expenses - Local	751		10,959.00	40,320.00	75,141.00	126,420.00	-	10,959.00	40,320.00	75,141.00	126,420.00	-		
Training and Scholarship Expenses														
Training Expenses	753													
Scholarship Expenses	754													
Supplies and Materials														
Office Supplies Expense	765	113,300.00	154,738.55	252,100.00		520,138.55	113,300.00	154,738.55	252,100.00		520,138.55	-		
Accountable Forms Expenses	756													
Gasoline, oil and Lubricants	761		62,755.92	63,860.00		126,615.92		62,755.92	63,860.00		126,615.92	-		
Other Supplies Expense	769			175,043.35	155,982.89	331,026.24			175,043.35	155,982.54	331,025.89	0.35		
Utility Expenses														
Water Expenses	766													
Electricity Expenses	767	228,431.63	336,840.52	244,760.00	82,683.54	892,715.69	228,431.63	336,840.52	244,760.00	82,131.85	892,164.00	551.69		
Communication Expenses														
Postage and Deliveries	771													
Telephone Expenses - Landline	772				170,290.00	170,290.00				170,290.00	170,290.00	-		
Telephone Expenses - Mobile	773	48,240.00				48,240.00	48,240.00				48,240.00	-		
Internet Expenses	774			140,000.00		140,000.00			140,000.00		140,000.00	-		
		389,971.63	565,293.99	916,083.35	484,097.43	2,355,446.40	389,971.63	565,293.99	916,083.35	483,545.39	2,354,894.36	551.69		

DETAILED STATEMENT OF CURRENT YEAR'S OBLIGATIONS, DISBURSEMENTS AND UNPAID OBLIGATIONS
As of QUARTER ENDING DECEMBER 31, 2013

Department : STATE UNIVERSITIES and COLLEGES

Agency/Operating Unit: COTABATO CITY STATE POLYTECHNIC COLLEGE

Region/Province: XII

Fund : GENERAL

ANNEX B

4 of 9

PROGRAM/ACTIVITY/PROJECT AND ACCOUNT TITLE	ACCOUNT CODE	CURRENT OBLIGATIONS					DISBURSEMENTS					BALANCE (UNPAID) OBLIGATIONS	BREAKDOWN OF UNPAID OBLIGATIONS	
		1st	2nd	3rd	4th	TOTAL	1st	2nd	3rd	4th	TOTAL		ACCOUNTS PAYABLE	OBLIGATIONS NOT YET DUE and DEMANDABLE
		Quarter ending 31-Mar	Quarter ending 30-Jun	Quarter ending 30-Sep	Quarter ending 31-Dec		Quarter ending 31-Mar	Quarter ending 30-Jun	Quarter ending 30-Sep	Quarter ending 31-Dec				
1. CURRENT YEAR BUDGET/APPROPRIATIONS														
A. AGENCY SPECIFIC BUDGET														
GENERAL ADMINISTRATION SERVICES														
General Administration and Support Services														
MAINTENANCE and OTHER OPERATING EXPENSES		389,971.63	565,293.99	916,083.35	484,097.43	2,355,446.40	389,971.63	565,293.99	916,083.35	483,545.39	2,354,894.36	552.04		
Membership Dues and Contributions to O	778	60,000.00		43,340.00	60,000.00	163,340.00	60,000.00		43,340.00	60,000.00	163,340.00	-		
Advertising Expenses	780					-	-				-	-		
Printing and Binding Expenses	781					-	-				-	-		
Representation Expenses	783				50,000.00	50,000.00				50,000.00	50,000.00	-		
Transportation and Delivery Expenses	784					-	-				-	-		
Subscription Expenses	786					-	-				-	-		
Professional Services						-	-				-	-		
General Services	795					-	-				-	-		
Janitorial Services	796					-	-				-	-		
Other Professional Services	799				66,150.00	66,150.00				66,150.00	66,150.00	-		
Repair and Maintenance -Buildings						-	-				-	-		
Repair and Maintenance - Office Buildings	811					-	-				-	-		
Repair and Maintenance - School Buildings	812					-	-				-	-		
Repair and Maintenance - Other Structures	815					-	-				-	-		
Repair and Maintenance - Machinery and Equipment					300,900.00	300,900.00				160,900.00	160,900.00	140,000.00		
RM - Other Machinery and Equipment	840					-	-				-	-		
Extraordinary Expenses	883	156,360.00	27,501.00	27,500.00	9,169.00	220,530.00	156,360.00	27,501.00	27,500.00	9,169.00	220,530.00	-		
Miscellaneous Expenses	884					-	-				-	-		
Fidelity Bond Premiums	893	7,500.00			1,130.00	8,630.00	7,500.00			1,130.00	8,630.00	-		
SUB-TOTAL M O O E - GASS		613,831.63	592,794.99	986,923.35	971,446.43	3,164,996.40	613,831.63	592,794.99	986,923.35	830,894.39	3,024,444.36	551.69		

DETAILED STATEMENT OF CURRENT YEAR'S OBLIGATIONS, DISBURSEMENTS AND UNPAID OBLIGATIONS
As of QUARTER ENDING DECEMBER 31, 2013

Department : STATE UNIVERSITIES and COLLEGES

Agency/Operating Unit: COTABATO CITY STATE POLYTECHNIC COLLEGE

Region/Province: XII

Fund : GENERAL

ANNEX B

5 of 9

PROGRAM/ACTIVITY/PROJECT AND ACCOUNT TITLE	ACCOUNT CODE	CURRENT OBLIGATIONS					DISBURSEMENTS					BALANCE (UNPAID) OBLIGATIONS	BREAKDOWN OF UNPAID OBLIGATIONS	
		1st Quarter ending 31-Mar	2nd Quarter ending 30-Jun	3rd Quarter ending 30-Sep	4th Quarter ending 31-Dec	TOTAL	1st Quarter ending 31-Mar	2nd Quarter ending 30-Jun	3rd Quarter ending 30-Sep	4th Quarter ending 31-Dec	TOTAL		ACCOUNTS PAYABLE	OBLIGATIONS NOT YET DUE and DEMANDABLE
		1. CURRENT YEAR BUDGET/APPROPRIATIONS												
A. AGENCY SPECIFIC BUDGET														
HIGHER EDUCATION SERVICES														
Higher Education Services														
MAINTENANCE and OTHER OPERATING EXPENSES														
Travelling Expenses														
Travel Expenses - Local	751			117,551.14		117,551.14	-		117,551.14		117,551.14			
Training and Scholarship Expenses				583,324.76		583,324.76	-		283,324.77		283,324.77			
Training Expenses	753			-		-	-		-		-			
Scholarship Expenses	754	7,200.00	250,000.00			257,200.00	7,200.00		250,000.00		257,200.00			
Supplies and Materials						-	-		-		-			
Office Supplies Expense	765	80,310.00	450,000.00	298,884.76		829,194.76	80,310.00	450,000.00	298,884.76	74,447.67	903,642.43			
Accountable Forms Expenses	756					-	-		-		-			
Gasoline, oil and Lubricants	761					-	-		-		-			
Other Supplies Expense	769					-	-			65,895.78	65,895.78			
Utility Expenses						-	-		-		-			
Water Expenses	766			60,670.00		60,670.00	-		60,670.00		60,670.00			
Electricity Expenses	767	198,350.00		114,000.00		312,350.00	198,350.00		114,000.00		312,350.00	114,000.00		
Communication Expenses						-	-		-		-			
Postage and Deliveries	771					-	-		-		-			
Telephone Expenses - Landline	772		14,052.23			14,052.23	-	14,052.23	-		14,052.23			
Telephone Expenses - Mobile	773	48,210.00	16,208.23			64,418.23	48,210.00	16,208.23	-		64,418.23			
Internet Expenses	774			183,324.75		183,324.75	-		183,324.75		183,324.75			
		334,070.00	730,260.46	1,357,755.41	-	2,422,085.87	334,070.00	480,260.46	1,307,755.42	140,343.45	2,262,429.33	114,000.00		

DETAILED STATEMENT OF CURRENT YEAR'S OBLIGATIONS, DISBURSEMENTS AND UNPAID OBLIGATIONS
As of QUARTER ENDING DECEMBER 31, 2013

Department : STATE UNIVERSITIES and COLLEGES

Agency/Operating Unit: COTABATO CITY STATE POLYTECHNIC COLLEGE

Region/Province: XII

Fund : GENERAL

ANNEX B

6 of 9

PROGRAM/ACTIVITY/PROJECT AND ACCOUNT TITLE	ACCOUNT CODE	CURRENT OBLIGATIONS					DISBURSEMENTS					BALANCE (UNPAID) OBLIGATIONS	BREAKDOWN OF UNPAID OBLIGATIONS	
		1st	2nd	3rd	4th	TOTAL	1st	2nd	3rd	4th	TOTAL		ACCOUNTS PAYABLE	OBLIGATIONS NOT YET DUE and DEMANDABLE
		Quarter ending 31-Mar	Quarter ending 30-Jun	Quarter ending 30-Sep	Quarter ending 31-Dec		Quarter ending 31-Mar	Quarter ending 30-Jun	Quarter ending 30-Sep	Quarter ending 31-Dec				
1. CURRENT YEAR BUDGET/APPROPRIATIONS														
A. AGENCY SPECIFIC BUDGET														
HIGHER EDUCATION SERVICES														
Higher Education Services														
MAINTENANCE and OTHER OPERATING EXPENSES		334,070.00	730,260.46	1,357,755.41	-	2,422,085.87	334,070.00	480,260.46	1,307,755.42	140,343.45	2,262,429.33	8,037.21		
Membership Dues and Contributions to O	778					-	-		-		-			
Advertising Expenses	780					-	-		-		-			
Printing and Binding Expenses	781					-	-		-		-			
Representation Expenses	783					-	-		-		-			
Transportation and Delivery Expenses	784					-	-		-		-			
Subscription Expenses	786					-	-		-		-			
Professional Services						-	-		-		-			
General Services	795					-	-		-		-			
Janitorial Services	796					-	-		-		-			
Other Professional Services	799			45,000.00		45,000.00	-		45,000.00		45,000.00			
Repair and Maintenance -Buildings						-	-		-		-			
Repair and Maintenance - Office Buildings	811					-	-		-		-			
Repair and Maintenance - School Buildings	812					-	-		-		-			
Repair and Maintenance - Other Structures	815					-	-		-		-			
Repair and Maintenance - Machinery and Equipment						-	-		-		-			
RM - Other Machinery and Equipment	840			28,910.00		28,910.00	-		28,910.00		28,910.00			
Extraordinary Expenses	883					-	-		-		-			
Miscellaneous Expenses	884					-	-		-		-			
Fidelity Bond Premiums	893					-	-		-		-			
Tax Remittances issued							35,929.62		33,819.47		46,707.21		63,215.97	
SUB-TOTAL M O O E - H E S		334,070.00	730,260.46	1,431,665.41	-	2,495,995.87	369,999.62	514,079.93	1,428,372.63	203,559.42	2,516,011.60	114,000.00		
TOTAL M O O E for GASS and HES		947,901.63	1,323,055.45	2,418,588.76	971,446.43	5,660,992.27	983,831.25	1,106,874.92	2,415,295.98	1,034,453.81	5,540,455.96	114,551.69		

DETAILED STATEMENT OF CURRENT YEAR'S OBLIGATIONS, DISBURSEMENTS AND UNPAID OBLIGATIONS
As of QUARTER ENDING DECEMBER 31, 2013

Department : STATE UNIVERSITIES and COLLEGES

Agency/Operating Unit: COTABATO CITY STATE POLYTECHNIC COLLEGE

Region/Province: XII

Fund : GENERAL

ANNEX B

7 of 9

PROGRAM/ACTIVITY/PROJECT AND ACCOUNT TITLE	ACCOUNT CODE	CURRENT OBLIGATIONS					DISBURSEMENTS					BALANCE (UNPAID) OBLIGATIONS	BREAKDOWN OF UNPAID OBLIGATIONS	
		1st Quarter ending 31-Mar	2nd Quarter ending 30-Jun	3rd Quarter ending 30-Sep	4th Quarter ending 31-Dec	TOTAL	1st Quarter ending 31-Mar	2nd Quarter ending 30-Jun	3rd Quarter ending 30-Sep	4th Quarter ending 31-Dec	TOTAL		ACCOUNTS PAYABLE	OBLIGATIONS NOT YET DUE and DEMANDABLE
1. CURRENT YEAR BUDGET/APPROPRIATIONS														
A. AGENCY SPECIFIC BUDGET														
RESEARCH SERVICES														
Research Services														
MAINTENANCE and OTHER OPERATING EXPENSES														
Travelling Expenses														
Travel Expenses - Local	751		12,198.45		41,070.00	53,268.45	-	12,198.45	-	41,070.00	53,268.45			
Training and Scholarship Expenses						-	-	-	-	-	-			
Training Expenses	753					-	-	-	-	-	-			
Scholarship Expenses	754					-	-	-	-	-	-			
Supplies and Materials				20,162.81		20,162.81	-		20,162.81		20,162.81			
Office Supplies Expense	765					-	-	-	-	-	-			
Accountable Forms Expenses	756					-	-	-	-	-	-			
Gasoline, oil and Lubricants	761					-	-	-	-	-	-			
Other Supplies Expense	769				16,568.74	16,568.74	-	-	-	16,568.74	16,568.74			
Utility Expenses						-	-	-	-	-	-			
Water Expenses	766					-	-	-	-	-	-			
Electricity Expenses	767				15,162.81	15,162.81	-	-	-	15,162.81	15,162.81			
Communication Expenses						-	-	-	-	-	-			
Postage and Deliveries	771					-	-	-	-	-	-			
Telephone Expenses - Landline	772					-	-	-	-	-	-			
Telephone Expenses - Mobile	773					-	-	-	-	-	-			
Internet Expenses	774					-	-	-	-	-	-			
Representation expense					30,000.00	30,000.00	-	-	-	30,000.00	30,000.00			
SUB-TOTAL M O O E - RESEARCH SERVICES			12,198.45	20,000.00	102,801.55	135,000.00	-	12,198.45	20,162.81	102,801.55	135,162.81			

DETAILED STATEMENT OF CURRENT YEAR'S OBLIGATIONS, DISBURSEMENTS AND UNPAID OBLIGATIONS
As of QUARTER ENDING DECEMBER 31, 2013

Department : STATE UNIVERSITIES and COLLEGES

Agency/Operating Unit: COTABATO CITY STATE POLYTECHNIC COLLEGE

Region/Province: XII

Fund : GENERAL

ANNEX B

8 of 9

PROGRAM/ACTIVITY/PROJECT AND ACCOUNT TITLE	ACCOUNT CODE	CURRENT OBLIGATIONS					DISBURSEMENTS					BALANCE (UNPAID) OBLIGATIONS	BREAKDOWN OF UNPAID OBLIGATIONS	
		1st Quarter ending 31-Mar	2nd Quarter ending 30-Jun	3rd Quarter ending 30-Sep	4th Quarter ending 31-Dec	TOTAL	1st Quarter ending 31-Mar	2nd Quarter ending 30-Jun	3rd Quarter ending 30-Sep	4th Quarter ending 31-Dec	TOTAL		ACCOUNTS PAYABLE	OBLIGATIONS NOT YET DUE and DEMANDABLE
1. CURRENT YEAR BUDGET/APPROPRIATIONS														
A. AGENCY SPECIFIC BUDGET														
EXTENSION SERVICES														
Extension Services														
MAINTENANCE and OTHER OPERATING EXPENSES														
Travelling Expenses														
Travel Expenses - Local	751				20,890.00	20,890.00	-	-	-	20,890.00	20,890.00			
Training and Scholarship Expenses						-	-	-	-	-	-			
Training Expenses	753					-	-	-	-	-	-			
Scholarship Expenses	754					-	-	-	-	-	-			
Supplies and Materials						-	-	-	-	-	-			
Office Supplies Expense	765			23,290.00	25,067.51	48,357.51	-	-	23,290.00	25,067.51	48,357.51			
Accountable Forms Expenses	756					-	-	-	-	-	-			
Gasoline, oil and Lubricants	761					-	-	-	-	-	-			
Other Supplies Expense	769				19,882.49	19,882.49	-	-	-	19,882.49	19,882.49			
Utility Expenses						-	-	-	-	-	-			
Water Expenses	766					-	-	-	-	-	-			
Electricity Expenses	767					-	-	-	-	-	-			
Communication Expenses						-	-	-	-	-	-			
Postage and Deliveries	771					-	-	-	-	-	-			
Telephone Expenses - Landline	772					-	-	-	-	-	-			
Telephone Expenses - Mobile	773					-	-	-	-	-	-			
Internet Expenses	774					-	-	-	-	-	-			
TOTAL MOOE-EXTENSION SERVICES				23,290.00	65,840.00	89,130.00	-	-	23,290.00	65,840.00	89,130.00			
TOTAL MOOE For Research and Extension Services			12,198.45	43,290.00	168,641.55	224,130.00	-	12,198.45	43,452.81	168,641.55	224,292.81			
TOTAL MOOE			12,198.45	2,461,878.76	1,140,087.98	5,885,122.27	983,831.25	1,119,073.37	2,458,748.79	1,203,095.36	5,764,748.77			

DETAILED STATEMENT OF CURRENT YEAR'S OBLIGATIONS, DISBURSEMENTS AND UNPAID OBLIGATIONS
As of QUARTER ENDING DECEMBER 31, 2013

Department : STATE UNIVERSITIES and COLLEGES

ANNEX B

Agency/Operating Unit: COTABATO CITY STATE POLYTECHNIC COLLEGE

9 of 9

Region/Province: XII

Fund : GENERAL

PROGRAM/ACTIVITY/PROJECT AND ACCOUNT TITLE	ACCOUNT CODE	CURRENT OBLIGATIONS					DISBURSEMENTS					BALANCE (UNPAID) OBLIGATIONS	BREAKDOWN OF UNPAID OBLIGATIONS	
		1st Quarter ending 31-Mar	2nd Quarter ending 30-Jun	3rd Quarter ending 30-Sep	4th Quarter ending 31-Dec	TOTAL	1st Quarter ending 31-Mar	2nd Quarter ending 30-Jun	3rd Quarter ending 30-Sep	4th Quarter ending 31-Dec	TOTAL		ACCOUNTS PAYABLE	OBLIGATIONS NOT YET DUE and DEMANDABLE
		1. CURRENT YEAR BUDGET/APPROPRIATIONS												
A. AGENCY SPECIFIC BUDGET														
CAPITAL OUTLAYS														
Office Equipment	221					-	-	-						
IT Equipment and Software	223	500,000.00	2,130,000.00	709,000.00		3,339,000.00	500,000.00	1,700,000.00	574,150.00		2,774,150.00	564,850.00		
Other Machinery and Equipment	240										-	-		
TOTAL CAPITAL OUTLAY		500,000.00	2,130,000.00	709,000.00	-	3,339,000.00	500,000.00	1,700,000.00	574,150.00	-	2,774,150.00	564,850.00		
O T A L CURRENT YEARS' BUDGET/APPROPRIATION		18,058,373.21	23,366,031.98	19,688,805.34	21,685,548.07	82,027,770.15	18,733,892.12	22,983,766.50	18,832,635.46	20,921,915.65	81,472,209.73	555,560.42		


CERTIFIED CORRECT :

CERTIFIED CORRECT :



PASTOR T TAGURA, MBA
Head-Financial Management Services

Date :

APPROVED BY:


DAMMANG S BANTALA, Ph.D.
COLLEGE PRESIDENT

Date

	BEGINNING OF THE YEAR		BALANCE	Quarter ending 31-Mar	Quarter ending 30-Jun	Quarter ending 30-Sep	Quarter ending 31-Dec	TOTAL	UNPAID OBLIGATIONS
I. PRIOR YEARS ACCOUNTS PAYABLE									
PERSONNEL SERVICES									
MAINTENANCE AND OTHER									
OPERATING EXPENSES									
CAPITAL OUTLAYS									
TOTAL									
II. OBLIGATIONS NOT YET DUE AND									
DEMANDABLE									
PERSONNEL SERVICES									
MAINTENANCE AND OTHER									
OPERATING EXPENSES									
CAPITAL OUTLAYS									
TOTAL									
GRAND TOTAL									
CERTIFIED CORRECT :									
<p style="text-align: center;">PASTOR T TAGURA, MBA Head-Financial Management Services Date :</p> <p style="text-align: center;">APPROVED BY:  DAMMANG S BANTALA, Ph.D. COLLEGE PRESIDENT Date</p>									

SUMMARY F PRIOR YEARS OBLIGATIONS, DISBURSEMENTS AND UNPAID PRIOR YEAR OBLIGATION
For the period Quarter Ending June 30,2013


ANNEX C

Department : STATE UNIVERSITIES and COLLEGES

Agency/Operating Unit: COTABATO CITY STATE POLYTECHNIC COLLEGE

Region/Province: XII

Fund : GENERAL

PARTICULARS	PRIOR YEARS OBLIGATIONS			DISBURSEMENTS					UNPAID OBLIGATIONS
	BALANCE BEGINNING OF THE YEAR	ADJUSTMENT	ADJUSTED BALANCE	1st Quarter ending 31-Mar	2nd Quarter ending 30-Jun	3rd Quarter ending 30-Sep	4th Quarter ending 31-Dec	TOTAL	
I. PRIOR YEARS ACCOUNTS PAYABLE									
PERSONNEL SERVICES									
MAINTENANCE AND OTHER									
OPERATING EXPENSES									
CAPITAL OUTLAYS									
TOTAL									
II. OBLIGATIONS NOT YET DUE AND DEMANDABLE									
PERSONNEL SERVICES									
MAINTENANCE AND OTHER									
OPERATING EXPENSES									
CAPITAL OUTLAYS									
TOTAL									
GRAND TOTAL									
CERTIFIED CORRECT :									
<div style="display: flex; justify-content: space-between;"> <div style="width: 45%;"> <p>PASTOR T TAGURA, MBA Head-Financial Management Services Date :</p> </div> <div style="width: 45%; text-align: center;"> <p>APPROVED BY:  DAMMIANG S BANTALA, Ph.D. COLLEGE PRESIDENT Date</p> </div> </div>									

SUMMARY F PRIOR YEARS OBLIGATIONS, DISBURSEMENTS AND UNPAID PRIOR YEAR OBLIGATION

For the period Quarter Ending March 31,2013

ANNEX C

Department : STATE UNIVERSITIES and COLLEGES

Agency/Operating Unit: COTABATO CITY STATE POLYTECHNIC COLLEGE

Region/Province: XII

Fund : GENERAL

PARTICULARS	PRIOR YEARS OBLIGATIONS			DISBURSEMENTS					UNPAID OBLIGATIONS
	BALANCE BEGINNING OF THE YEAR	ADJUSTMENT	ADJUSTED BALANCE	1st Quarter ending 31-Mar	2nd Quarter ending 30-Jun	3rd Quarter ending 30-Sep	4th Quarter ending 31-Dec	TOTAL	
I. PRIOR YEARS ACCOUNTS PAYABLE									
PERSONNEL SERVICES									
MAINTENANCE AND OTHER									
OPERATING EXPENSES									
CAPITAL OUTLAYS									
TOTAL									
II. OBLIGATIONS NOT YET DUE AND									
DEMANDABLE									
PERSONNEL SERVICES									
MAINTENANCE AND OTHER									
OPERATING EXPENSES									
CAPITAL OUTLAYS									
TOTAL									
GRAND TOTAL									

CERTIFIED CORRECT :


PASTOR T TAGURA, MBA

Head-Financial Management Services

Date :

APPROVED BY:


DAMMANG S BANTALA, Ph.D.


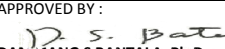
COLLEGE PRESIDENT

Date

**SUMMARY REPORT OF DISBURSEMENTS
FOR THE QUARTER ENDING MARCH 31,2013
In Pesos**

ANNEX D



Department : STATE UNIVERSITIES and COLLEGES
Agency/Operating Unit: COTABATO CITY STATE POLYTECHNIC COLLEGE
Region/Province: XII
Fund : GENERAL

PARTICULARS	CURRENT YEAR BUDGET				PRIOR YEARS BUDGET				PRIOR YEARS OBLIGATION				TRUST LIABILITIES				GRAND TOTAL				REMARKS
	PS	MOOE	CO	TOTAL	PS	MOOE	CO	TOTAL	PS	MOOE	CO	TOTAL	PS	MOOE	CO	TOTAL	PS	MOOE	CO	TOTAL	
FIRST QUARTER : NCA No.RXII-12-0000015																					
NOTICE OF CASH ALLOCATION	17,846,000.00																				
MDS CHECKS ISSUED	16,221,139.49	902,807.02	500,000.00	17,623,946.51													16,221,139.49	902,807.02	500,000.00	17,623,946.51	
ADVICE TO DEBIT ACCOUNT																					
TAX REMITTANCE ADVICE ISSUED																					
CASH DISBURSEMENT CEILING																					
NON-CASH AVAILMENT AUTHORITY																					
TOTAL	16,221,139.49	902,807.02	500,000.00	17,623,946.51	0	0	0	0	0	0	0	0	0	0	0	0	16,221,139.49	902,807.02	500,000.00	17,623,946.51	
FIRST QUARTER : NCA No.RXII-12-0000015																					
NOTICE OF CASH ALLOCATION																					
MDS CHECKS ISSUED																					
ADVICE TO DEBIT ACCOUNT																					
TAX REMITTANCE ADVICE ISSUED																					
CASH DISBURSEMENT CEILING																					
NON-CASH AVAILMENT AUTHORITY																					
TOTAL																					
THRD QUARTER																					
NOTICE OF CASH ALLOCATION																					
MDS CHECKS ISSUED																					
ADVICE TO DEBIT ACCOUNT																					
TAX REMITTANCE ADVICE ISSUED																					
CASH DISBURSEMENT CEILING																					
NON-CASH AVAILMENT AUTHORITY																					
TOTAL																					
FOURTH QUARTER																					
NOTICE OF CASH ALLOCATION																					
MDS CHECKS ISSUED																					
ADVICE TO DEBIT ACCOUNT																					
TAX REMITTANCE ADVICE ISSUED																					
CASH DISBURSEMENT CEILING																					
NON-CASH AVAILMENT AUTHORITY																					
TOTAL																					
\$	16,221,139.49	902,807.02	500,000.00	17,623,946.51	0	0	0	0	0	0	0	0	0	0	0	0	16,221,139.49	902,807.02	500,000.00	17,623,946.51	
CERTIFIED CORRECT:		APPROVED BY :										CERTIFIED CORRECT:									
 PASTOR T TAGURA, MBA Head -Financial Management Services		 DAMIANG S BANTALA, Ph.D COLLEGE PRESIDENT																			

**SUMMARY REPORT OF DISBURSEMENTS
FOR THE QUARTER ENDING JUNE 30,2013
In Pesos**

ANNEX D

Department : STATE UNIVERSITIES and COLLEGES
Agency/Operating Unit: COTABATO CITY STATE POLYTECHNIC COLLEGE
Region/Province: XII
Fund : GENERAL

PARTICULARS	CURRENT YEAR BUDGET				PRIOR YEARS BUDGET				PRIOR YEARS OBLIGATION				TRUST LIABILITIES				GRAND TOTAL				REMARKS
	PS	MOOE	CO	TOTAL	PS	MOOE	CO	TOTAL	PS	MOOE	CO	TOTAL	PS	MOOE	CO	TOTAL	PS	MOOE	CO	TOTAL	
FIRST QUARTER : NCA No.RXII-12-0000015																					
NOTICE OF CASH ALLOCATION	17,846,000.00																				
MDS CHECKS ISSUED	16,211,963.98	911,982.53	500,000.00	17,623,946.51													16,211,963.98	911,982.53	500,000.00	17,623,946.51	
ADVICE TO DEBIT ACCOUNT																					
TAX REMITTANCE ADVICE ISSUED																					
CASH DISBURSEMENT CEILING																					
NON-CASH AVAILMENT AUTHORITY																					
TOTAL	16,211,963.98	911,982.53	500,000.00	17,623,946.51	0	0	0	0	0	0	0	0	0	0	0	0	16,211,963.98	911,982.53	500,000.00	17,623,946.51	
SECOND QUARTER : NCA No.RXII-12-0000015																					
NOTICE OF CASH ALLOCATION	22,597,000.00																				
MDS CHECKS ISSUED	19,149,122.90	1,085,253.90	1,700,000.00	21,934,376.80													19,149,122.90	1,085,253.90	1,700,000.00	21,934,376.80	
ADVICE TO DEBIT ACCOUNT																					
TAX REMITTANCE ADVICE ISSUED																					
CASH DISBURSEMENT CEILING																					
NON-CASH AVAILMENT AUTHORITY																					
TOTAL	19,149,122.90	1,085,253.90	1,700,000.00	21,934,376.80	0	0	0	0	0	0	0	0	0	0	0	0	19,149,122.90	1,085,253.90	1,700,000.00	21,934,376.80	
THRD QUARTER																					
NOTICE OF CASH ALLOCATION																					
MDS CHECKS ISSUED																					
ADVICE TO DEBIT ACCOUNT																					
TAX REMITTANCE ADVICE ISSUED																					
CASH DISBURSEMENT CEILING																					
NON-CASH AVAILMENT AUTHORITY																					
TOTAL	0	0	0	-	0	0	0	0	0	0	0	0	0	0	0	0	0	0	0	0	
FOURTH QUARTER																					
NOTICE OF CASH ALLOCATION																					
MDS CHECKS ISSUED				0																	
ADVICE TO DEBIT ACCOUNT																					
TAX REMITTANCE ADVICE ISSUED																					
CASH DISBURSEMENT CEILING																					
NON-CASH AVAILMENT AUTHORITY																					
TOTAL	0	0	0	0	0	0	0	0	0	0	0	0	0	0	0	0	0	0	0	0	
TOTAL	35,361,086.88	1,997,236.43	2,200,000.00	39,558,323.31	0	0	0	0	0	0	0	0	0	0	0	0	35,361,086.88	1,997,236.43	2,200,000.00	39,558,323.31	
CERTIFIED CORRECT:					APPROVED BY:				CERTIFIED CORRECT:												
 PASTOR T TAGURA, MBA Head -Finance/ Management Services					 DAMWIANG S BANTALA, Ph.D COLLEGE PRESIDENT																

**SUMMARY REPORT OF DISBURSEMENTS
FOR THE QUARTER ENDING SEPTEMBER 30, 2013
In Pesos**

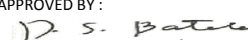
ANNEX D

Department : STATE UNIVERSITIES and COLLEGES
Agency/Operating Unit: COTABATO CITY STATE POLYTECHNIC COLLEGE
Region/Province: XII
Fund : GENERAL

PARTICULARS	CURRENT YEAR BUDGET				PRIOR YEARS BUDGET				PRIOR YEARS OBLIGATION				TRUST LIABILITIES				GRAND TOTAL				REMARKS
	PS	MOOE	CO	TOTAL	PS	MOOE	CO	TOTAL	PS	MOOE	CO	TOTAL	PS	MOOE	CO	TOTAL	PS	MOOE	CO	TOTAL	
FIRST QUARTER : NCA No. RXII-12-0000015																					
NOTICE OF CASH ALLOCATION	17,846,000.00																				
MDS CHECKS ISSUED	16,221,139.49	902,807.02	500,000.00	17,623,946.51													16,221,139.49	902,807.02	500,000.00	17,623,946.51	
ADVICE TO DEBIT ACCOUNT																					
TAX REMITTANCE ADVICE ISSUED																					
CASH DISBURSEMENT CEILING																					
NON-CASH AVAILMENT AUTHORITY																					
TOTAL	16,221,139.49	902,807.02	500,000.00	17,623,946.51	0	0	0	0	0	0	0	0	0	0	0	0	16,221,139.49	902,807.02	500,000.00	17,623,946.51	
FIRST QUARTER : NCA No. RXII-12-0000015																					
NOTICE OF CASH ALLOCATION	22,597,000.00																				
MDS CHECKS ISSUED	19,149,122.90	1,085,253.90	1,700,000.00	21,934,376.80													19,149,122.90	1,085,253.90	1,700,000.00	21,934,376.80	
ADVICE TO DEBIT ACCOUNT																					
TAX REMITTANCE ADVICE ISSUED																					
CASH DISBURSEMENT CEILING																					
NON-CASH AVAILMENT AUTHORITY																					
TOTAL	19,149,122.90	1,085,253.90	1,700,000.00	21,934,376.80	0	0	0	0	0	0	0	0	0	0	0	0	19,149,122.90	1,085,253.90	1,700,000.00	21,934,376.80	
THRD QUARTER																					
NOTICE OF CASH ALLOCATION	18,101,247.00																				
MDS CHECKS ISSUED	15,355,208.64	2,137,953.20	574,150.00	18,067,311.84													15,355,208.64	2,137,953.20	574,150.00	18,067,311.84	
ADVICE TO DEBIT ACCOUNT																					
TAX REMITTANCE ADVICE ISSUED																					
CASH DISBURSEMENT CEILING																					
NON-CASH AVAILMENT AUTHORITY																					
TOTAL	15,355,208.64	2,137,953.20	574,150.00	18,067,311.84	0	0	0	0	0	0	0	0	0	0	0	0	15,355,208.64	2,137,953.20	574,150.00	18,067,311.84	
FOURTH QUARTER																					
NOTICE OF CASH ALLOCATION																					
MDS CHECKS ISSUED																					
ADVICE TO DEBIT ACCOUNT																					
TAX REMITTANCE ADVICE ISSUED																					
CASH DISBURSEMENT CEILING																					
NON-CASH AVAILMENT AUTHORITY																					
TOTAL	-	-	-	-	0	0	0	0	0	0	0	0	0	0	0	0	-	-	-	-	
TOTAL	50,725,471.03	4,126,014.12	2,774,150.00	57,625,635.15	0	0	0	0	0	0	0	0	0	0	0	0	50,725,471.03	4,126,014.12	2,774,150.00	57,625,635.15	

CERTIFIED CORRECT:

PASTOR T. TAGURA, MBA
Head -Finance/ Management Services



APPROVED BY:

DAMMANG S BANTALA, Ph.D
COLLEGE PRESIDENT

CERTIFIED CORRECT:

**SUMMARY REPORT OF DISBURSEMENTS
FOR THE QUARTER ENDING DECEMBER 31, 2013
In Pesos**

ANNEX D

Department : STATE UNIVERSITIES and COLLEGES
Agency/Operating Unit: COTABATO CITY STATE POLYTECHNIC COLLEGE
Region/Province: XII
Fund : GENERAL

PARTICULARS	CURRENT YEAR BUDGET				PRIOR YEARS BUDGET				PRIOR YEARS OBLIGATION				TRUST LIABILITIES				GRAND TOTAL				REMARKS
	PS	MOOE	CO	TOTAL	PS	MOOE	CO	TOTAL	PS	MOOE	CO	TOTAL	PS	MOOE	CO	TOTAL	PS	MOOE	CO	TOTAL	
FIRST QUARTER : NCA No. RXII-12-0000015				17,623,946.51																	
NOTICE OF CASH ALLOCATION	17,846,000.00																				
MDS CHECKS ISSUED	16,221,139.49	902,807.02	500,000.00	17,623,946.51													16,221,139.49	902,807.02	500,000.00	17,623,946.51	
ADVICE TO DEBIT ACCOUNT																					
TAX REMITTANCE ADVICE ISSUED																					
CASH DISBURSEMENT CEILING																					
NON-CASH AVAILMENT AUTHORITY																					
TOTAL	16,221,139.49	902,807.02	500,000.00	17,623,946.51	0	0	0	0	0	0	0	0	0	0	0	0	16,221,139.49	902,807.02	500,000.00	17,623,946.51	
FIRST QUARTER : NCA No. RXII-12-0000015				21,934,376.80																	
NOTICE OF CASH ALLOCATION	22,597,000.00																				
MDS CHECKS ISSUED	19,149,122.90	1,085,253.90	1,700,000.00	21,934,376.80													19,149,122.90	1,085,253.90	1,700,000.00	21,934,376.80	
ADVICE TO DEBIT ACCOUNT																					
TAX REMITTANCE ADVICE ISSUED																					
CASH DISBURSEMENT CEILING																					
NON-CASH AVAILMENT AUTHORITY																					
TOTAL	19,149,122.90	1,085,253.90	1,700,000.00	21,934,376.80	0	0	0	0	0	0	0	0	0	0	0	0	19,149,122.90	1,085,253.90	1,700,000.00	21,934,376.80	
THRD QUARTER				18,067,311.84																	
NOTICE OF CASH ALLOCATION	18,101,247.00																				
MDS CHECKS ISSUED	15,355,208.64	2,137,953.20	574,150.00	18,067,311.84													15,355,208.64	2,137,953.20	574,150.00	18,067,311.84	
ADVICE TO DEBIT ACCOUNT																					
TAX REMITTANCE ADVICE ISSUED																					
CASH DISBURSEMENT CEILING																					
NON-CASH AVAILMENT AUTHORITY																					
TOTAL	15,355,208.64	2,137,953.20	574,150.00	18,067,311.84	0	0	0	0	0	0	0	0	0	0	0	0	15,355,208.64	2,137,953.20	574,150.00	18,067,311.84	
FOURTH QUARTER				19,623,680.21																	
NOTICE OF CASH ALLOCATION	20,287,846.00																				
MDS CHECKS ISSUED	18,164,617.83	1,459,062.38		19,623,680.21													18,164,617.83	1,459,062.38	-	19,623,680.21	
ADVICE TO DEBIT ACCOUNT																					
TAX REMITTANCE ADVICE ISSUED																					
CASH DISBURSEMENT CEILING																					
NON-CASH AVAILMENT AUTHORITY																					
TOTAL	18,164,617.83	1,459,062.38	-	19,623,680.21	0	0	0	0	0	0	0	0	0	0	0	0	18,164,617.83	1,459,062.38	-	19,623,680.21	
\$	68,890,088.86	5,585,076.50	2,774,150.00	77,249,315.36	0	0	0	0	0	0	0	0	0	0	0	0	68,890,088.86	5,585,076.50	2,774,150.00	77,249,315.36	
CERTIFIED CORRECT:		APPROVED BY:										CERTIFIED CORRECT:									
 PASTOR TAGURA, MBA Head -Financial Management Services		 DAMMANG S BANTALA, Ph.D COLLEGE PRESIDENT																			

STATEMENT OF APPROPRIATIONS,ALLOTMENTS,OBLIGATIONS,DISBURSEMENTS AND BALANCES
As of the Quarter Ending December 31,2014

ANNEX A
PAGE 2 of 2

Department : STATE UNIVERSITIES and COLLEGES
Agency/Operating Unit: COTABATO CITY STATE POLYTECHNIC COLLEGE
Region/Province: XII
Fund : GENERAL

SAAODB
ANNEX A
PAGE 2 of 2


Quarter ending 31 December 2013

Particulars	Appropriations			Allotments				Current Year Obligations					Current Year Disbursements					Balances			Particulars	
	Authorized Appropriation	Adjustment	Adjusted Appropriations	Allotments Received	Transfer to	Transfer from	Adjusted Total Allotments	1st Quarter ending 31-Mar	2nd Quarter ending 30-Jun	3rd Quarter ending 30-Sep	4th Quarter ending 31-Dec	TOTAL	1st Quarter ending 31-Mar	2nd Quarter ending 30-Jun	3rd Quarter ending 30-Sep	4th Quarter ending 31-Dec	TOTAL	Unreleased Appropriation	Unobligated Allotment	Unpaid Obligation		
TRA's ISSUED																						
II.PRIOR YEAR'S BUDGET/CONTINUING APPROPRIATIONS																						
E.SPECIAL PURPOSE FUNDS																						
Miscellaneous Personnel Benefit Fund																						
Personnel Services																						
Pension,Gratuity and Retirement Benefit Funds																						
Personnel Services																						
Priority Development Assistance Fund																						
Maintenance & Other Oprtng Expenses																						
F.UNOBLIGATED ALLOTMENT																						
Personnel Services(Under CFAG)																						
Maintenance & Other Oprtng Expenses																						
CAPITAL OUTLAYS																						
TOTAL PRIOR YEAR'S BUDGET/CONTINUING APPROPRIATIONS																						
GRAND TOTAL	83,783,093.00	-	83,783,093.00	83,783,093.00	-	-	83,783,093.00	19,792,760.02	24,857,990.10	18,747,558.86	18,629,461.17	82,027,770.15			18,733,097.51	23,006,006.72	19,079,970.50	20,653,135.22	81,472,209.95	-	1,755,322.85	555,560.20

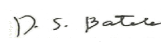
CERTIFIED CORRECT :

MORE ON THE NEXT PAGE

CERTIFIED CORRECT :


PASTOR / TAGURA, MBA
Head - Financial Management Services
Date :

APPROVED BY:


DAMMANG S BANTALA, Ph.D.
COLLEGE PRESIDENT
Date _____

Date

LIST OF AGENCY BUDGET MATRIX/SPECIAL ALLOTMENT RELEASE ORDERS/SUB-ALLOTMENT RELEASE ORDERS

As of QUARTER ENDING DECEMBER 31,2013

Department : STATE UNIVERSITIES and COLLEGES

ANNEX A.1.

Agency/Operating Unit: COTABATO CITY STATE POLYTECHNIC COLLEGE

Region/Province: XII

Fund : GENERAL

No.	ABM/SARO/SUB-SARO No.	DATE of ABM SARO/SUB-SARO	FUND SOURCE REG/SPF/ETC	ALLOTMENTS				SUB-ALLOTMENT TO REGIONS/OPRTNG UNITS			TOTAL ALLOTMENTS
				PS	MOOE	CO	TOTAL	PS	MOOE	CO	
				A.ALLOTMENTS RECEIVED FROM DBM							
1	ABM ROXII-13-0000040		REGULAR	65,016,000.00	7,193,000.00	3,550,000.00	75,759,000.00				75,759,000.00
2	ABM ROXII-13-0000041		RLIP	6,095,000.00			6,095,000.00				6,095,000.00
3	ROXII-13-12360		PGF	205,247.00			205,247.00				205,247.00
4	ROXII-13-19421		PGF	213,846.00			213,846.00				213,846.00
5	ROXII-13-21615		MPBF-PEI	910,000.00			910,000.00				910,000.00
6											
9											
10											
SUB-TOTAL				72,440,093.00	7,193,000.00	3,550,000.00	83,183,093.00	-	-	-	83,183,093.00
B. SUB-ALLOTMENTS RECEIVED FROM											
CENTRAL OFFICE/REGIONAL OFFICE											
1			PDAF		350,000.00		350,000.00				350,000.00
2			PDAF		250,000.00		250,000.00				250,000.00
3											
10											
SUB-TOTAL											
TOTAL ALLOTMENTS				72,440,093.00	7,793,000.00	3,550,000.00	83,783,093.00	-	-	-	83,783,093.00

CERTIFIED CORRECT :

PASTOR T TAGURA, MBA

Head, Financial Management Services

Date :

APPROVED BY"

DAMMANG S BANTALA, Ph. D.

COLLEGE PRESIDENT

DETAILED STATEMENT OF CURRENT YEAR'S OBLIGATIONS,DISBURSEMENTS AND UNPAID OBLIGATIONS
As of QUARTER ENDING DECEMBER 31, 2013

Department : STATE UNIVERSITIES and COLLEGES
Agency/Operating Unit: COTABATO CITY STATE POLYTECHNIC COLLEGE
Region/Province: XII
Fund : GENERAL

ANNEX B
1 of 9

PROGRAM/ACTIVITY/PROJECT AND ACCOUNT TITLE	ACCOUNT CODE	CURRENT OBLIGATIONS					DISBURSEMENTS					BALANCE (UNPAID) OBLIGATIONS	BREAKDOWN OF UNPAID	
		1st Quarter ending 31-Mar	2nd Quarter ending 30-Jun	3rd Quarter ending 30-Sep	4th Quarter ending 31-Dec	TOTAL	1st Quarter ending 31-Mar	2nd Quarter ending 30-Jun	3rd Quarter ending 30-Sep	4th Quarter ending 31-Dec	TOTAL		ACCOUNTS PAYABLE	OBLIGATIONS NOT YET DUE and DEMANDABLE
		1. CURRENT YEAR BUDGET/APPROPRIATIONS												
A. AGENCY SPECIFIC BUDGET														
GENERAL ADMINISTRATION SERVICES														
General Administration and Support Services														
PERSONNEL SERVICES														
Salaries and Wages														
Salaries and Wags- Regular	701	1,643,335.16	1,643,335.16	1,643,680.16	2,026,979.52	6,957,330.00	1,462,773.55	1,850,934.27	1,391,061.81	1,585,738.69	6,290,508.32	666,821.68		
Salaries and Wags- Contractual	706			203,460.00	276,120.00	479,580.00	-		203,460.00	276,120.00	479,580.00	-		
Other Compensations														
Personnel Economic Relief Allowance	711	228,000.00	228,000.00	228,000.00	234,000.00	918,000.00	228,000.00	228,000.00	228,000.00	234,000.00	918,000.00	-		
Representation Allowance	713	100,500.00	100,500.00	100,500.00	100,500.00	402,000.00	100,500.00	100,500.00	100,500.00	100,500.00	402,000.00	-		
Transportation Allowance	714	100,500.00	100,500.00	100,500.00	100,500.00	402,000.00	100,500.00	100,500.00	100,500.00	100,500.00	402,000.00	-		
Clothing Uniform Allowance	715		190,000.00			190,000.00	-	190,000.00			190,000.00	-		
Subsistence,Laundry/Quarter Allowance	716	9,900.00	9,900.00	9,900.00	9,900.00	39,600.00	9,900.00	9,900.00	9,900.00	9,900.00	39,600.00	-		
Productivity Incentive Allowance	717	76,000.00				76,000.00	76,000.00				76,000.00	-		
Honoraria	720					-	-				-	-		
Cash Gift	724		95,000.00		97,500.00	192,500.00	-	95,000.00		97,500.00	192,500.00	-		
Year End Bonus	725		352,550.00		350,620.00	703,170.00	-	352,550.00		350,620.00	703,170.00	-		
Productivity Enhancement Incentive					195,000.00	195,000.00				195,000.00		-		
		2,158,235.16	2,719,785.16	2,286,040.16	3,391,119.52	10,555,180.00	1,977,673.55	2,927,384.27	2,033,421.81	2,949,878.69	9,693,358.32	666,821.68	-	-

DETAILED STATEMENT OF CURRENT YEAR'S OBLIGATIONS, DISBURSEMENTS AND UNPAID OBLIGATIONS
As of QUARTER ENDING DECEMBER 31, 2013

Department : STATE UNIVERSITIES and COLLEGES
Agency/Operating Unit: COTABATO CITY STATE POLYTECHNIC COLLEGE
Region/Province: XII
Fund : GENERAL

ANNEX B
2 of 9

PROGRAM/ACTIVITY/PROJECT AND ACCOUNT TITLE	ACCOUNT CODE	CURRENT OBLIGATIONS					DISBURSEMENTS					BALANCE (UNPAID) OBLIGATIONS	BREAKDOWN OF UNPAID OBLIGATIONS		
		1st Quarter ending 31-Mar	2nd Quarter ending 30-Jun	3rd Quarter ending 30-Sep	4th Quarter ending 31-Dec	TOTAL	1st Quarter ending 31-Mar	2nd Quarter ending 30-Jun	3rd Quarter ending 30-Sep	4th Quarter ending 31-Dec	TOTAL		ACCOUNTS PAYABLE	OBLIGATIONS NOT YET DUE and DEMANDABLE	
1. CURRENT YEAR BUDGET/APPROPRIATIONS															
PERSONNEL SERVICES		2,158,235.16	2,719,785.16	2,286,040.16	3,391,119.52	10,555,180.00	2,449,638.39	2,927,384.27	2,033,421.81	2,949,878.69	10,360,323.16	194,856.84			
Personnel Benefit Contribution															
Life and Retirement Insurance Premiums	731	228,500.00	228,500.00	228,500.00	228,200.00	913,700.00	228,500.00	228,500.00	228,500.00	228,200.00	913,700.00	-			
Pag-IBIG Contributions	732	8,880.00	8,880.00	8,880.00	12,000.00	38,640.00	8,880.00	8,880.00	8,880.00	12,000.00	38,640.00	-			
Philhealth Contributions	733	16,220.00	16,220.00	16,220.00	16,220.00	64,880.00	16,220.00	16,220.00	16,220.00	16,220.00	64,880.00	-			
ECC Contributions	734	7,600.00	7,600.00	8,400.00	11,900.00	35,500.00	7,600.00	7,600.00	8,400.00	11,900.00	35,500.00	-			
Other Personnel Benefits															
Terminal Leave Benefits	742	-	-	-	-	-	-	-	-	-	-	-			
SUB - TOTAL PERSONNEL SERVICES- GASS		2,419,435.16	2,980,985.16	2,548,040.16	3,659,439.52	11,607,900.00	2,710,838.39	3,188,584.27	2,295,421.81	3,218,198.69	11,413,043.16	194,856.84			
1. CURRENT YEAR BUDGET/APPROPRIATIONS															
A. AGENCY SPECIFIC BUDGET															
HIGHER EDUCATION SERVICES															
Higher Education Services															
PERSONNEL SERVICES															
Salaries and Wages															
Salaries and Wags- Regular	701	11,381,236.42	11,381,236.42	11,159,436.42	10,302,582.34	44,224,491.60	10,501,137.52	10,404,767.13	9,727,913.41	9,692,799.06	40,326,617.12	3,897,874.48			
Salaries and Wags- Contractual	706	197,460.00	201,000.00	200,460.00	-	598,920.00	197,460.00	195,975.00	200,460.00	-	593,895.00	5,025.00			
Other Compensations															
Personnel Economic Relief Allowance	711	882,000.00	876,000.00	876,000.00	876,000.00	3,510,000.00	882,000.00	876,000.00	876,000.00	876,000.00	3,510,000.00	-			
Representation Allowance	713	-	-	-	-	-	-	-	-	-	-	-			
Transportation Allowance	714	-	-	-	-	-	-	-	-	-	-	-			
Clothing Uniform Allowance	715	-	735,000.00	-	-	735,000.00	-	735,000.00	-	-	735,000.00	-			
Subsistence, Laundry/Quarter Allowance	716	-	-	-	-	-	-	-	-	-	-	-			
Productivity Incentive Allowance	717	294,000.00	-	-	-	294,000.00	294,000.00	-	-	-	294,000.00	-			
Honoraria	720	-	-	-	-	-	-	-	-	-	-	-			
Cash Gift	724	-	367,500.00	-	360,000.00	727,500.00	-	367,500.00	-	360,000.00	727,500.00	-			
Year End Bonus	725	-	1,922,716.50	-	1,277,783.50	3,200,500.00	-	1,922,716.50	-	1,277,783.50	3,200,500.00	-			
Productivity Enhancement Incentive		-	-	-	715,500.00	-	-	-	-	709,500.00	-	-			
		12,754,696.42	15,483,452.92	12,235,896.42	13,531,865.84	53,290,411.60	11,874,597.52	14,501,958.63	10,804,373.41	12,916,082.56	49,387,512.12	3,902,899.48			

**DETAILED STATEMENT OF CURRENT YEAR'S OBLIGATIONS, DISBURSEMENTS AND UNPAID OBLIGATIONS
As of QUARTER ENDING DECEMBER 31, 2013**

Department : STATE UNIVERSITIES and COLLEGES

Agency/Operating Unit: COTABATO CITY STATE POLYTECHNIC COLLEGE

Region/Province: XII

Fund : GENERAL

ANNEX B

3 of 9

PROGRAM/ACTIVITY/PROJECT AND ACCOUNT TITLE	ACCOUNT CODE	CURRENT OBLIGATIONS					DISBURSEMENTS					BALANCE (UNPAID) OBLIGATIONS	BREAKDOWN OF UNPAID OBLIGATIONS		
		1st	2nd	3rd	4th	TOTAL	1st	2nd	3rd	4th	TOTAL		ACCOUNTS PAYABLE	OBLIGATIONS NOT YET DUE and DEMANDABLE	
		Quarter ending 31-Mar	Quarter ending 30-Jun	Quarter ending 30-Sep	Quarter ending 31-Dec		Quarter ending 31-Mar	Quarter ending 30-Jun	Quarter ending 30-Sep	Quarter ending 31-Dec					
1. CURRENT YEAR BUDGET/APPROPRIATIONS															
PERSONNEL SERVICES		12,754,696.42	15,483,452.92	12,235,896.42	13,531,865.84	53,290,411.60	12,029,661.10	14,501,958.63	10,804,373.41	12,916,082.56	50,252,075.70	3,038,335.90			
Personnel Benefit Contribution															
Life and Retirement Insurance Premiums	731	1,327,680.00	1,327,680.00	1,318,500.00	1,207,000.00	5,180,860.00	1,327,680.00	1,327,680.00	1,318,500.00	1,207,000.00	5,180,860.00	-			
Pag-IBIG Contributions	732	46,620.00	46,620.00	46,620.00	45,000.00	184,860.00	46,620.00	46,620.00	46,620.00	45,000.00	184,860.00	-			
Philhealth Contributions	733	15,540.00	15,540.00	44,100.00	319,600.00	394,780.00	15,540.00	15,540.00	44,100.00	319,600.00	394,780.00	-			
ECC Contributions	734	46,500.00	46,500.00	46,620.00	40,080.00	179,700.00	46,500.00	46,500.00	46,620.00	40,080.00	179,700.00	-			
Other Personnel Benefits															
Terminal Leave Benefits	742			278,150.00	1,911,116.28	2,189,266.28	-	-	278,150.00	1,006,620.00	1,284,770.00	904,496.28			
Tax Remittances Issued							1,073,221.38	1,037,810.23	965,951.45	966,239.04					
SUB - TOTAL PERSONNEL SERVICES- H E S		14,191,036.42	16,919,792.92	13,969,886.42	17,054,662.12	61,419,877.88	14,539,222.48	16,976,108.86	13,504,314.86	16,500,621.60	61,520,267.80	(100,389.92)			
TOTAL PERSONNEL SERVICES		16,610,471.58	19,900,778.08	16,517,926.58	20,714,101.64	73,027,777.88	17,250,060.87	20,164,693.13	15,799,736.67	19,718,820.29	72,933,310.96	94,466.92			
1. CURRENT YEAR BUDGET/APPROPRIATIONS															
A. AGENCY SPECIFIC BUDGET															
GENERAL ADMINISTRATION SERVICES															
General Administration and Support Services			715,151.60												
MAINTENANCE and OTHER OPERATING EXPENSES															
Travelling Expenses															
Travel Expenses - Local	751		10,959.00	40,320.00	75,141.00	126,420.00	-	10,959.00	40,320.00	75,141.00	126,420.00	-			
Training and Scholarship Expenses															
Training Expenses	753														
Scholarship Expenses	754														
Supplies and Materials															
Office Supplies Expense	765	113,300.00	154,738.55	252,100.00		520,138.55	113,300.00	154,738.55	252,100.00		520,138.55	-			
Accountable Forms Expenses	756														
Gasoline, oil and Lubricants	761		62,755.92	63,860.00		126,615.92		62,755.92	63,860.00		126,615.92	-			
Other Supplies Expense	769			175,043.35	155,982.89	331,026.24			175,043.35	155,982.54	331,025.89	0.35			
Utility Expenses															
Water Expenses	766														
Electricity Expenses	767	228,431.63	336,840.52	244,760.00	82,683.54	892,715.69	228,431.63	336,840.52	244,760.00	82,131.85	892,164.00	551.69			
Communication Expenses															
Postage and Deliveries	771														
Telephone Expenses - Landline	772				170,290.00	170,290.00				170,290.00	170,290.00	-			
Telephone Expenses - Mobile	773	48,240.00				48,240.00		48,240.00			48,240.00	-			
Internet Expenses	774			140,000.00		140,000.00			140,000.00		140,000.00	-			
		389,971.63	565,293.99	916,083.35	484,097.43	2,355,446.40	389,971.63	565,293.99	916,083.35	483,545.39	2,354,894.36	551.69			

DETAILED STATEMENT OF CURRENT YEAR'S OBLIGATIONS, DISBURSEMENTS AND UNPAID OBLIGATIONS
As of QUARTER ENDING DECEMBER 31, 2013

ANNEX B
4 of 9

Department : STATE UNIVERSITIES and COLLEGES
Agency/Operating Unit: COTABATO CITY STATE POLYTECHNIC COLLEGE
Region/Province: XII
Fund : GENERAL

PROGRAM/ACTIVITY/PROJECT AND ACCOUNT TITLE	ACCOUNT CODE	CURRENT OBLIGATIONS					DISBURSEMENTS					BALANCE (UNPAID) OBLIGATIONS	BREAKDOWN OF UNPAID OBLIGATIONS	
		1st Quarter ending 31-Mar	2nd Quarter ending 30-Jun	3rd Quarter ending 30-Sep	4th Quarter ending 31-Dec	TOTAL	1st Quarter ending 31-Mar	2nd Quarter ending 30-Jun	3rd Quarter ending 30-Sep	4th Quarter ending 31-Dec	TOTAL		ACCOUNTS PAYABLE	OBLIGATIONS NOT YET DUE and DEMANDABLE
1. CURRENT YEAR BUDGET/APPROPRIATIONS														
A. AGENCY SPECIFIC BUDGET														
GENERAL ADMINISTRATION SERVICES														
General Administration and Support Services														
MAINTENANCE and OTHER OPERATING EXPENSES		389,971.63	565,293.99	916,083.35	484,097.43	2,355,446.40	389,971.63	565,293.99	916,083.35	483,545.39	2,354,894.36	552.04		
Membership Dues and Contributions to Org	778	60,000.00		43,340.00	60,000.00	163,340.00	60,000.00		43,340.00	60,000.00	163,340.00	-		
Advertising Expenses	780					-	-				-	-		
Printing and Binding Expenses	781					-	-				-	-		
Representation Expenses	783				50,000.00	50,000.00	-			50,000.00	50,000.00	-		
Transportation and Delivery Expenses	784					-	-				-	-		
Subscription Expenses	786					-	-				-	-		
Professional Services														
General Services	795					-	-				-	-		
Janitorial Services	796					-	-				-	-		
Other Professional Services	799				66,150.00	66,150.00	-			66,150.00	66,150.00	-		
Repair and Maintenance -Buildings														
Repair and Maintenance - Office Buildings	811					-	-				-	-		
Repair and Maintenance - School Buildings	812					-	-				-	-		
Repair and Maintenance - Other Structures	815					-	-				-	-		
Repair and Maintenance - Machinery and Equipment					300,900.00	300,900.00	-			160,900.00	160,900.00	140,000.00		
RM - Other Machinery and Equipment	840					-	-				-	-		
Extraordinary Expenses	883	156,360.00	27,501.00	27,500.00	9,169.00	220,530.00	156,360.00	27,501.00	27,500.00	9,169.00	220,530.00	-		
Miscellaneous Expenses	884					-	-				-	-		
Fidelity Bond Premiums	893	7,500.00			1,130.00	8,630.00	7,500.00			1,130.00	8,630.00	-		
SUB-TOTAL M O O E - GASS		613,831.63	592,794.99	986,923.35	971,446.43	3,164,996.40	613,831.63	592,794.99	986,923.35	830,894.39	3,024,444.36	551.69		

DETAILED STATEMENT OF CURRENT YEAR's OBLIGATIONS,DISBURSEMENTS AND UNPAID OBLIGATIONS
As of QUARTER ENDING DECEMBER 31, 2013

Department : STATE UNIVERSITIES and COLLEGES

Agency/Operating Unit: COTABATO CITY STATE POLYTECHNIC COLLEGE

Region/Province: XII

Fund : GENERAL

ANNEX B

5 of 9

PROGRAM/ACTIVITY/PROJECT AND ACCOUNT TITLE	ACCOUNT CODE	CURRENT OBLIGATIONS					DISBURSEMENTS					BALANCE (UNPAID) OBLIGATIONS	BREAKDOWN OF UNPAID	
		1st Quarter ending 31-Mar	2nd Quarter ending 30-Jun	3rd Quarter ending 30-Sep	4th Quarter ending 31-Dec	TOTAL	1st Quarter ending 31-Mar	2nd Quarter ending 30-Jun	3rd Quarter ending 30-Sep	4th Quarter ending 31-Dec	TOTAL		ACCOUNTS PAYABLE	OBLIGATIONS NOT YET DUE and DEMANDABLE
		1. CURRENT YEAR BUDGET/APPROPRIATIONS												
A. AGENCY SPECIFIC BUDGET														
HIGHER EDUCATION SERVICES														
Higher Education Services														
MAINTENANCE and OTHER OPERATING EXPENSES														
Travelling Expenses														
Travel Expenses - Local	751			117,551.14		117,551.14	-		117,551.14		117,551.14			
Training and Scholarship Expenses				583,324.76		583,324.76	-		283,324.77		283,324.77			
Training Expenses	753			-		-	-		-		-			
Scholarship Expenses	754	7,200.00	250,000.00			257,200.00	7,200.00		250,000.00		257,200.00			
Supplies and Materials						-	-		-		-			
Office Supplies Expense	765	80,310.00	450,000.00	298,884.76		829,194.76	80,310.00	450,000.00	298,884.76	74,447.67	903,642.43			
Accountable Forms Expenses	756					-	-		-		-			
Gasoline, oil and Lubricants	761					-	-		-		-			
Other Supplies Expense	769					-	-		-	65,895.78	65,895.78			
Utility Expenses						-	-		-		-			
Water Expenses	766			60,670.00		60,670.00	-		60,670.00		60,670.00			
Electricity Expenses	767	198,350.00		114,000.00		312,350.00	198,350.00		114,000.00		312,350.00	114,000.00		
Communication Expenses						-	-		-		-			
Postage and Deliveries	771					-	-		-		-			
Telephone Expenses - Landline	772		14,052.23			14,052.23	-	14,052.23	-		14,052.23			
Telephone Expenses - Mobile	773	48,210.00	16,208.23			64,418.23	48,210.00	16,208.23	-		64,418.23			
Internet Expenses	774			183,324.75		183,324.75	-		183,324.75		183,324.75			
		334,070.00	730,260.46	1,357,755.41	-	2,422,085.87	334,070.00	480,260.46	1,307,755.42	140,343.45	2,262,429.33	114,000.00		

DETAILED STATEMENT OF CURRENT YEAR'S OBLIGATIONS, DISBURSEMENTS AND UNPAID OBLIGATIONS
As of QUARTER ENDING DECEMBER 31, 2013

ANNEX B
6 of 9

Department : STATE UNIVERSITIES and COLLEGES
Agency/Operating Unit: COTABATO CITY STATE POLYTECHNIC COLLEGE
Region/Province: XII
Fund : GENERAL

PROGRAM/ACTIVITY/PROJECT AND ACCOUNT TITLE	ACCOUNT CODE	CURRENT OBLIGATIONS					DISBURSEMENTS					BALANCE (UNPAID) OBLIGATIONS	BREAKDOWN OF UNPAID OBLIGATIONS	
		1st Quarter ending 31-Mar	2nd Quarter ending 30-Jun	3rd Quarter ending 30-Sep	4th Quarter ending 31-Dec	TOTAL	1st Quarter ending 31-Mar	2nd Quarter ending 30-Jun	3rd Quarter ending 30-Sep	4th Quarter ending 31-Dec	TOTAL		ACCOUNTS PAYABLE	OBLIGATIONS NOT YET DUE and DEMANDABLE
1. CURRENT YEAR BUDGET/APPROPRIATIONS														
A. AGENCY SPECIFIC BUDGET														
HIGHER EDUCATION SERVICES														
Higher Education Services														
MAINTENANCE and OTHER OPERATING EXPENSES		334,070.00	730,260.46	1,357,755.41	-	2,422,085.87	334,070.00	480,260.46	1,307,755.42	140,343.45	2,262,429.33	8,037.21		
Membership Dues and Contributions to Org	778					-	-				-			
Advertising Expenses	780					-	-				-			
Printing and Binding Expenses	781					-	-				-			
Representation Expenses	783					-	-				-			
Transportation and Delivery Expenses	784					-	-				-			
Subscription Expenses	786					-	-				-			
Professional Services						-	-				-			
General Services	795					-	-				-			
Janitorial Services	796					-	-				-			
Other Professional Services	799			45,000.00		45,000.00	-		45,000.00		45,000.00			
Repair and Maintenance -Buildings						-	-				-			
Repair and Maintenance - Office Buildings	811					-	-				-			
Repair and Maintenance - School Buildings	812					-	-				-			
Repair and Maintenance - Other Structures	815					-	-				-			
Repair and Maintenance - Machinery and Equipment						-	-				-			
RM - Other Machinery and Equipment	840			28,910.00		28,910.00	-		28,910.00		28,910.00			
Extraordinary Expenses	883					-	-				-			
Miscellaneous Expenses	884					-	-				-			
Fidelity Bond Premiums	893					-	-				-			
Tax Remittances issued							35,929.62	33,819.47	46,707.21	63,215.97				
SUB-TOTAL M O O E - H E S		334,070.00	730,260.46	1,431,665.41	-	2,495,995.87	369,999.62	514,079.93	1,428,372.63	203,559.42	2,516,011.60	114,000.00		
TOTAL M O O E for GASS and HES		947,901.63	1,323,055.45	2,418,588.76	971,446.43	5,660,992.27	983,831.25	1,106,874.92	2,415,295.98	1,034,453.81	5,540,455.96	114,551.69		

DETAILED STATEMENT OF CURRENT YEAR'S OBLIGATIONS,DISBURSEMENTS AND UNPAID OBLIGATIONS
As of QUARTER ENDING DECEMBER 31, 2013

Department : STATE UNIVERSITIES and COLLEGES
Agency/Operating Unit: COTABATO CITY STATE POLYTECHNIC COLLEGE
Region/Province: XII
Fund : GENERAL

ANNEX B
7 of 9

PROGRAM/ACTIVITY/PROJECT AND ACCOUNT TITLE	ACCOUNT CODE	CURRENT OBLIGATIONS					DISBURSEMENTS					BALANCE (UNPAID) OBLIGATIONS	BREAKDOWN OF UNPAID OBLIGATIONS	
		1st Quarter ending 31-Mar	2nd Quarter ending 30-Jun	3rd Quarter ending 30-Sep	4th Quarter ending 31-Dec	TOTAL	1st Quarter ending 31-Mar	2nd Quarter ending 30-Jun	3rd Quarter ending 30-Sep	4th Quarter ending 31-Dec	TOTAL		ACCOUNTS PAYABLE	OBLIGATIONS NOT YET DUE and DEMANDABLE
		1. CURRENT YEAR BUDGET/APPROPRIATIONS												
A. AGENCY SPECIFIC BUDGET														
RESEARCH SERVICES														
Research Services														
MAINTENANCE and OTHER OPERATING EXPENSES														
Travelling Expenses														
Travel Expenses - Local	751		12,198.45		41,070.00	53,268.45	-	12,198.45		41,070.00	53,268.45			
Training and Scholarship Expenses						-					-			
Training Expenses	753					-					-			
Scholarship Expenses	754					-					-			
Supplies and Materials				20,162.81		20,162.81			20,162.81		20,162.81			
Office Supplies Expense	765					-					-			
Accountable Forms Expenses	756					-					-			
Gasoline, oil and Lubricants	761					-					-			
Other Supplies Expense	769				16,568.74	16,568.74			16,568.74		16,568.74			
Utility Expenses						-					-			
Water Expenses	766					-					-			
Electricity Expenses	767				15,162.81	15,162.81			15,162.81		15,162.81			
Communication Expenses						-					-			
Postage and Deliveries	771					-					-			
Telephone Expenses - Landline	772					-					-			
Telephone Expenses - Mobile	773					-					-			
Internet Expenses	774					-					-			
Representation expense					30,000.00	30,000.00			30,000.00		30,000.00			
SUB-TOTAL M O E - RESEARCH SERVICES			12,198.45	20,000.00	102,801.55	135,000.00	-	12,198.45	20,162.81	102,801.55	135,162.81			

DETAILED STATEMENT OF CURRENT YEAR'S OBLIGATIONS,DISBURSEMENTS AND UNPAID OBLIGATIONS
As of QUARTER ENDING DECEMBER 31, 2013

ANNEX B

8 of 9

Department : STATE UNIVERSITIES and COLLEGES

Agency/Operating Unit: COTABATO CITY STATE POLYTECHNIC COLLEGE

Region/Province: XII

Fund : GENERAL

PROGRAM/ACTIVITY/PROJECT AND ACCOUNT TITLE	ACCOUNT CODE	CURRENT OBLIGATIONS					DISBURSEMENTS					BALANCE (UNPAID) OBLIGATIONS	BREAKDOWN OF UNPAID OBLIGATIONS	
		1st Quarter ending 31-Mar	2nd Quarter ending 30-Jun	3rd Quarter ending 30-Sep	4th Quarter ending 31-Dec	TOTAL	1st Quarter ending 31-Mar	2nd Quarter ending 30-Jun	3rd Quarter ending 30-Sep	4th Quarter ending 31-Dec	TOTAL		ACCOUNTS PAYABLE	OBLIGATIONS NOT YET DUE and DEMANDABLE
		1. CURRENT YEAR BUDGET/APPROPRIATIONS												
A. AGENCY SPECIFIC BUDGET														
EXTENSION SERVICES														
Extension Services														
MAINTENANCE and OTHER OPERATING EXPENSES														
Travelling Expenses														
Travel Expenses - Local	751				20,890.00	20,890.00	-			20,890.00	20,890.00			
Training and Scholarship Expenses						-	-				-			
Training Expenses	753					-	-				-			
Scholarship Expenses	754					-	-				-			
Supplies and Materials														
Office Supplies Expense	765			23,290.00	25,067.51	48,357.51	-		23,290.00	25,067.51	48,357.51			
Accountable Forms Expenses	756					-	-				-			
Gasoline, oil and Lubricants	761					-	-				-			
Other Supplies Expense	769				19,882.49	19,882.49	-			19,882.49	19,882.49			
Utility Expenses						-	-				-			
Water Expenses	766					-	-				-			
Electricity Expenses	767					-	-				-			
Communication Expenses						-	-				-			
Postage and Deliveries	771					-	-				-			
Telephone Expenses - Landline	772					-	-				-			
Telephone Expenses - Mobile	773					-	-				-			
Internet Expenses	774					-	-				-			
TOTAL MOOE-EXTENSION SERVICES				23,290.00	65,840.00	89,130.00	-	-	23,290.00	65,840.00	89,130.00			
TOTAL MOOE For Research and Extension Services			12,198.45	43,290.00	168,641.55	224,130.00	-	12,198.45	43,452.81	168,641.55	224,292.81			
TOTAL MOOE			12,198.45	2,461,878.76	1,140,087.98	5,885,122.27	983,831.25	1,119,073.37	2,458,748.79	1,203,095.36	5,764,748.77			

DETAILED STATEMENT OF CURRENT YEAR'S OBLIGATIONS, DISBURSEMENTS AND UNPAID OBLIGATIONS
As of QUARTER ENDING DECEMBER 31, 2013

Department : STATE UNIVERSITIES and COLLEGES

Agency/Operating Unit: COTABATO CITY STATE POLYTECHNIC COLLEGE

Region/Province: XII

Fund : GENERAL

ANNEX B

9 of 9

PROGRAM/ACTIVITY/PROJECT AND ACCOUNT TITLE	ACCOUNT CODE	CURRENT OBLIGATIONS					DISBURSEMENTS					BALANCE (UNPAID) OBLIGATIONS	BREAKDOWN OF UNPAID OBLIGATIONS	
		1st Quarter ending 31-Mar	2nd Quarter ending 30-Jun	3rd Quarter ending 30-Sep	4th Quarter ending 31-Dec	TOTAL	1st Quarter ending 31-Mar	2nd Quarter ending 30-Jun	3rd Quarter ending 30-Sep	4th Quarter ending 31-Dec	TOTAL		ACCOUNTS PAYABLE	OBLIGATIONS NOT YET DUE and DEMANDABLE
1. CURRENT YEAR BUDGET/APPROPRIATIONS														
A. AGENCY SPECIFIC BUDGET														
CAPITAL OUTLAYS														
Office Equipment	221													
IT Equipment and Software	223	500,000.00	2,130,000.00	709,000.00		3,339,000.00	500,000.00	1,700,000.00	574,150.00		2,774,150.00	564,850.00		
Other Machinery and Equipment	240													
TOTAL CAPITAL OUTLAY		500,000.00	2,130,000.00	709,000.00	-	3,339,000.00	500,000.00	1,700,000.00	574,150.00	-	2,774,150.00	564,850.00		
TOTAL CURRENT YEARS' BUDGET/APPROPRIATION		18,058,373.21	23,366,031.98	19,688,805.34	21,685,548.07	82,027,770.15	18,733,892.12	22,983,766.50	18,832,635.46	20,921,915.65	81,472,209.73	555,560.42		

CERTIFIED CORRECT : CERTIFIED CORRECT :


PASTOL T TAGURA, MBA
Head-Financial Management Services
Date :

APPROVED BY:

DAMMANG S BANTALA, Ph.D.
COLLEGE PRESIDENT
Date

SUMMARY F PRIOR YEARS OBLIGATIONS, DISBURSEMENTS AND UNPAID PRIOR YEAR OBLIGATION

For the period Quarter Ending December 31,2013

ANNEX C

Department : STATE UNIVERSITIES and COLLEGES

Agency/Operating Unit: COTABATO CITY STATE POLYTECHNIC COLLEGE

Region/Province: XII

Fund : GENERAL

PARTICULARS	PRIOR YEARS OBLIGATIONS			DISBURSEMENTS				UNPAID OBLIGATIONS	
	BALANCE BEGINNING OF THE YEAR	ADJUSTMENT	ADJUSTED BALANCE	1st Quarter ending 31-Mar	2nd Quarter ending 30-Jun	3rd Quarter ending 30-Sep	4th Quarter ending 31-Dec		TOTAL
I. PRIOR YEARS ACCOUNTS PAYABLE									
PERSONNEL SERVICES									
MAINTENANCE AND OTHER									
OPERATING EXPENSES									
CAPITAL OUTLAYS									
TOTAL									
II. OBLIGATIONS NOT YET DUE AND DEMANDABLE									
PERSONNEL SERVICES									
MAINTENANCE AND OTHER									
OPERATING EXPENSES									
CAPITAL OUTLAYS									
TOTAL									
GRAND TOTAL									


CERTIFIED CORRECT :


PASTOR T TAGURA, MBA

Head-Financial Management Services

Date :

APPROVED BY:


DAMIMANG S BANTALA, Ph.D.
COLLEGE PRESIDENT

Date

**SUMMARY REPORT OF DISBURSEMENTS
FOR THE QUARTER ENDING DECEMBER 31,2013**

In Pesos

ANNEX D

Department : STATE UNIVERSITIES and COLLEGES
Agency/Operating Unit: COTABATO CITY STATE POLYTECHNIC COLLEGE
Region/Province: XII
Fund : GENERAL


PARTICULARS	CURRENT YEAR BUDGET				PRIOR YEARS BUDGET				PRIOR YEARS OBLIGATIONS				TRUST LIABILITIES				GRAND TOTAL				REMARKS
	PS	MOOE	CO	TOTAL	PS	MOOE	CO	TOTAL	PS	MOOE	CO	TOTAL	PS	MOOE	CO	TOTAL	PS	MOOE	CO	TOTAL	
FIRST QUARTER : NCA No.RXII-12-0000015				17,623,946.51																	
NOTICE OF CASH ALLOCATION	17,846,000.00																				
MDS CHECKS ISSUED	16,221,139.49	902,807.02	500,000.00	17,623,946.51													16,221,139.49	902,807.02	500,000.00	17,623,946.51	
ADVICE TO DEBIT ACCOUNT																					
TAX REMITTANCE ADVICE ISSUED	1,073,221.38	35,929.62		1,109,151.00													1,073,221.38	35,929.62		1,109,151.00	
CASH DISBURSEMENT CEILING																					
NON-CASH AVAILMENT AUTHORITY																					
TOTAL	17,294,360.87	938,736.64	500,000.00	18,733,097.51	0	0	0	0	0	0	0	0	0	0	0	0	17,294,360.87	938,736.64	500,000.00	18,733,097.51	
FIRST QUARTER : NCA No.RXII-12-0000015				21,934,376.80																	
NOTICE OF CASH ALLOCATION	22,597,000.00																				
MDS CHECKS ISSUED	19,149,122.90	1,085,253.90	1,700,000.00	21,934,376.80													19,149,122.90	1,085,253.90	1,700,000.00	21,934,376.80	
ADVICE TO DEBIT ACCOUNT																					
TAX REMITTANCE ADVICE ISSUED	1,037,810.23	33,819.47		1,071,629.70													1,037,810.23	33,819.47		1,071,629.70	
CASH DISBURSEMENT CEILING																					
NON-CASH AVAILMENT AUTHORITY																					
TOTAL	20,186,933.13	1,119,073.37	1,700,000.00	23,006,006.50	0	0	0	0	0	0	0	0	0	0	0	0	20,186,933.13	1,119,073.37	1,700,000.00	23,006,006.50	
THRD QUARTER																					
NOTICE OF CASH ALLOCATION	18,101,247.00																				
MDS CHECKS ISSUED	15,355,208.64	2,137,953.20	574,150.00	18,067,311.84													15,355,208.64	2,137,953.20	574,150.00	18,067,311.84	
ADVICE TO DEBIT ACCOUNT																					
TAX REMITTANCE ADVICE ISSUED	965,951.45	46,707.21		1,012,658.66													965,951.45	46,707.21		1,012,658.66	
CASH DISBURSEMENT CEILING																					
NON-CASH AVAILMENT AUTHORITY																					
TOTAL	16,321,160.09	2,184,660.41	574,150.00	19,079,970.50	0	0	0	0	0	0	0	0	0	0	0	0	16,321,160.09	2,184,660.41	574,150.00	19,079,970.50	
FOURTH QUARTER																					
NOTICE OF CASH ALLOCATION	20,287,846.00																				
MDS CHECKS ISSUED	18,164,617.83	1,459,062.38		19,623,680.21													18,164,617.83	1,459,062.38	-	19,623,680.21	
ADVICE TO DEBIT ACCOUNT																					
TAX REMITTANCE ADVICE ISSUED	966,239.04	63,215.97		1,029,455.01													966,239.04	63,215.97		1,029,455.01	
CASH DISBURSEMENT CEILING																					
NON-CASH AVAILMENT AUTHORITY																					
TOTAL	19,130,856.87	1,522,278.35	-	20,653,135.22	0	0	0	0	0	0	0	0	0	0	0	0	19,130,856.87	1,522,278.35	-	20,653,135.22	
s	72,933,310.96	5,764,748.77	2,774,150.00	81,472,209.73	0	0	0	0	0	0	0	0	0	0	0	0	72,933,310.96	5,764,748.77	2,774,150.00	81,472,209.73	

CERTIFIED CORRECT:

APPROVED BY :

CERTIFIED CORRECT:


PASTOR T TAGURA, MBA
Head -Financial Management Services


DAMMANG S BANTALA, Ph.D
COLLEGE PRESIDENT